

VIVAX

Catalogue of
air conditioners
2023



Contents

VIVAX air conditioners 2023	8
Description of functions for VIVAX air conditioners	10
Overview of functions by models	12
Overview of remote and wired controls	14
Outdoor units	16
WALL SPLIT SYSTEMS	
Y Design	20
E Design PRO	22
H+ Design	24
V Design	26
W Design	28
R+ Design	30
S Design PRO	32
M Design	34
Q Design	36
X Design	38
COMMERCIAL MONO SPLIT SYSTEMS	
CT AERI floor split system	42
CF AERI floor-ceiling split system	44
CC AERI cassette split system	46
DT AERI duct split system	48
FS AERI self-standing floor split system	50
MOBILE AIR CONDITIONING SYSTEMS	
Mobile systems - AEG AEF AEH	54
MULTI-SPLIT SYSTEMS	
Wall indoor units	58
Floor indoor units	59
Floor-ceiling indoor units	59
Cassette indoor units	60
Duct indoor units	61
Outdoor units	62
Multi-split combinations	64
Overview of outdoor units	66

Why VIVAX?

SAVING ENERGY

VIVAX air conditioners have the highest class of energy efficiency, up to A+++ . Exclusive inverter technology ensures savings on energy costs as much as 30%. Each remote control has a “follow me” function for additional savings through intelligent space heating.

HEALTH

VIVAX air conditioners take care of your health. Super ionizer releases a high concentration of positive and negative ions that clean the air of allergens. The air sterilizer inactivates viruses present in the air, UV light additionally effectively inactivates viruses and bacteria. Bio HEPA filtration system removes particles up to PM 0.3 in the air, ensuring clean and fresh air.

RELIABILITY

VIVAX air conditioners work reliably at all temperatures. Compressor and condenser heaters are controlled by the main processor of the air conditioner, which enables smooth and safe operation of the device at low temperatures, even down to -32 °C. VIVAX air conditioners are very easy to start at low voltage, and the protective valve cover on the outdoor unit prevents condensed water from dripping and protects the valves from external influences.

COMFORT AND PRACTICALITY

VIVAX air conditioners allow you to enjoy the comfort of your home. An intelligent motion sensor automatically identifies human activity in the space and adjusts the climate. The directional air outlet automatically moves horizontally and vertically, efficiently directing the flow. Memorizing the position of the air deflector will remember the last set position before turning off the device. The built-in Wi-Fi module and application enable smart control of air conditioners, so that entering in the room you can feel a perfectly cooled home or a comfortably heated space.



The guarantee for VIVAX air conditioners is 60 months with mandatory installation and mandatory annual service by an authorized service. We believe in the quality of VIVAX air conditioners and guarantee their correctness for up to 5 years. It is a regular warranty on our devices, and after purchase, additional device registration is not required in order to realize the warranty. You can find detailed information on warranty conditions and a list of authorized service providers at VIVAX.com

VIVAX. FOREVER.

2016

The sixth generation of multi-split air conditioners. The fifth generation of commercial air conditioners. 65 different air conditioners in the offer.

2017

It was developed an air conditioner that works at outdoor temperature of -32°C , both during heating and cooling mode. 73 different air conditioners in the offer.

2018

The seventh generation of multi-split air conditioners. The sixth generation of commercial air conditioners. Best Buy Award 2018 / 2019.

2019

Popular R Design in new colours. R32 gas in all air conditioners. R290 gas in all portable air conditioners. Corrosion protection agent in outdoor units. Qudal Award 2019 / 2020.

2020

The first generation of heat pumps.

2021

Present in more than 35 countries.

2022

90 different airconditioners in the offer.

2023

Expansion of the air conditioning range to VRF air conditioning systems.

2004

First VIVAX air conditioners on the market.

2006

The first multi-splits and the first accessories for air conditioners.

2008

The second generation of commercial and multi-split air conditioners.

2013

The fourth generation of multi-split air conditioners. The third generation of commercial air conditioners.

2015

The fifth generation of multi-split air conditioners. The fourth generation of commercial air conditioners. The first Wi-Fi air conditioners, 61 devices in the offer.

2005

First inverter, mobile and cassette air conditioners.

2007

The first floor-ceiling air conditioner.

2011

The third generation of multi-split air conditioners.

2014

Super free match system was introduced. 59 air conditioners in the offer.

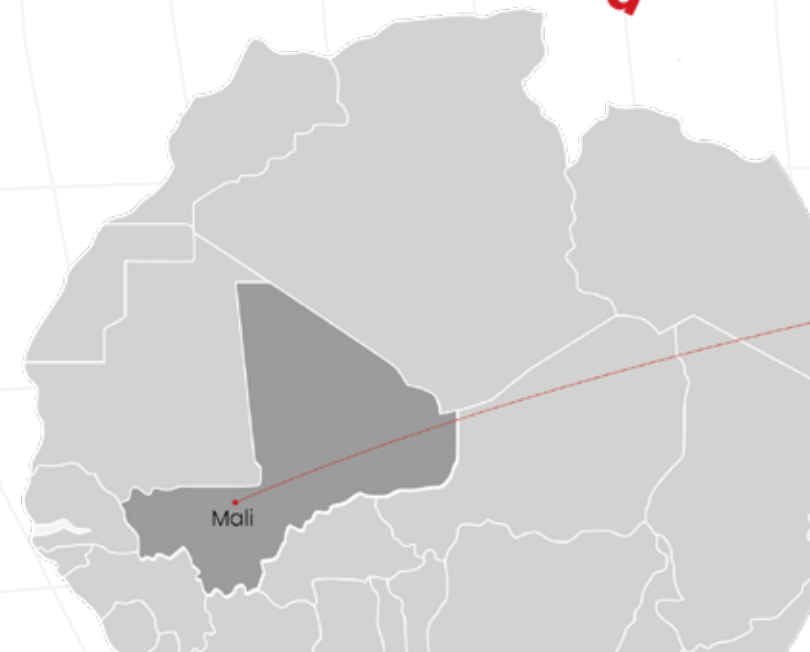
Present in **more than 35** countries

Already 19 years users in **over 35 markets** have had trust in VIVAX air conditioners.

Top quality and timeless design have found their way to many homes, which, thanks to the VIVAX air conditioners and regardless of the season, are always at the optimum temperature.



Africa





VIVAX air
conditioners are
made for life, so
you could enjoy
in your home.

FOREVER.






H+ Design

VIVAX air conditioners 2023

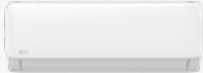
Wall split systems

Y Design




3,5 kW
5,0 kW

E Design PRO



3.5 kW

H+ Design



3,5 kW
5,3 kW

● ● ● ●

V Design



3.5 kW


● ●

W Design



3.5 kW


R+ Design



2.6 kW | 3.5 kW
5.3 kW | 7.0 kW

● ● ● ● ●

S Design PRO



2.6 kW | 3.5 kW
5.3 kW | 7.0 kW

M Design



2.6 kW | 3.5 kW
5.3 kW | 7.0 kW

Q Design



2.6 kW | 3.5 kW
5.3 kW | 7.0 kW


X Design



3.5 kW

Commercial split systems

Floor split system
CT AERI



3.5 kW | 5.0 kW

Floor-ceiling split system
CF AERI




5.3 kW | 7.0 kW
10.5 kW | 14.1 kW
16.1 kW

Cassette split system
CC AERI



3.5 kW | 5.3 kW
7.0 kW | 10.5 kW
13.8 kW | 16.1 kW

Duct split system
DT AERI



3.5 kW | 5.3 kW
7.0 kW | 10.5 kW
13.8 kW | 16.1 kW

Self-standing floor split system
FS AERI



7.0 kW | 14.0 kW
16.0 kW

Multi-split systems

Wall indoor unit
AEMI



2.1 kW

Wall indoor unit
AESI PRO



2.6 kW

Wall indoor unit
AERI



2.6 kW | 3.5 kW | 5.3 kW

Wall indoor unit
AEVI



3.5 kW

Floor indoor unit
CT AERI



2.6 kW | 3.5 kW | 5.0 kW

Floor-ceiling
indoor unit
CF AERI




5.0 kW

Cassette indoor
unit
CC AERI



2.6 kW | 3.5 kW | 5.3 kW

Duct indoor unit
DT AERI



3.5 kW | 5.0 kW

Outdoor
unit
COFM AERI



4.0 kW | 5.3 kW | 6.0 kW | 7.9 kW
8.2 kW | 10.5 kW | 12.3 kW

Mobile Systems

AEG R290



2.5 kW

AEF R290



3.5 kW

AEH R290



3.5 kW

Description of functions for VIVAX air conditioners

ENERGY SAVING



ECO mode

The new VIVAX air conditioners in ECO mode save an additional 60 % through eight-hour mode.



0.5 W / 1.0 W Standby

Air conditioner in standby mode consumes 0.5 W / 1.0 W of energy per day.



Night mode

The temperature automatically rises or falls slightly to maintain a comfortable room temperature and to reduce energy consumption at the same time.



Energy saving mode

This function helps the air conditioner to provide enough cooling power without the need to run at full capacity.

HEALTH



Biofilter

It is composed of special biological enzyme and eco filters that trap dust, neutralise and destroy bacteria, fungi and microbes.



Catalyst filter

It eliminates toxic gases and unpleasant odours.



Dust filter

Mesh dust filters help to stop dust particles in the air conditioner, thus improving the air quality in the room.



Corrosion protection - blue coating

Special anti-corrosion for the coating heat exchanger protects against the effects of moisture, thus prolonging the life of the device.



Nano Aqua Sterilisation

Ionizer that releases positive and negative ions to sterilise the air in the room with the efficiency of 97.5 %.



Self-cleaning

The indoor unit will continue to work to dry and clean the remaining condensate.



Ionizer

It releases negative ions, eliminates unpleasant odours, dust, smoke and pollen. Provides fresh and clean air.



Anti-corrosion protection - gold coating

Special anti-corrosion coating for the heat exchanger protects from atmospheric phenomena and effects of aggressive environment. It helps in speeding the process of defrosting the unit and better heating efficiency.



Sterilisation at 56 °C

Sterilisation of the Indoor unit at 56 °C.



UV light

UV light destroys particles such as bacteria, fungi, spores, mould and viruses in the UV spectrum.



The protective cover of the valve

The protection of connecting valves on the outdoor unit prevents dripping of the condensed water and protects the valves from external influences.



Intelligent defrosting

If it is necessary, defrosting is activated automatically. It improves the efficiency of the device when heating and saves energy.



Error detection and display

It displays a description of the error to solve the problem faster and easier.



Refrigerant leak detection sensor

The indoor unit will display an "EC" error and will automatically stop working if refrigerant leaks to prevent damage to the compressor.

RELIABILITY



100 % capacity at -15 °C

Despite the low temperatures, the device works at 100 % capacity.



Cooling in extreme conditions

Allows the device to operate in cooling mode at low outdoor temperatures.



Operation at low voltage

Ability to work in low voltage conditions.



PTC compressor and condenser heaters

Additional heaters, one of which is used to reheat the oil in the compressor and the other improves the defrosting of the outdoor unit. Heater operation is controlled via the main processor. This method of control enables uninterrupted and safe operation of the devices when the outside temperature reaches up to -32 °C.



Emergency function

In the case of the temperature sensor error, the ordinary air conditioner will display an error and stop operating while the VIVAX air conditioner will continue to operate, if necessary.



Heating in extreme conditions

The device can be used for room heating at low outdoor temperatures with high efficiency.



3D DC Inverter

The inverter fan motor of the indoor and outdoor unit empowers the VIVAX air conditioners to provide best-in-class performance.

**Wi-Fi ready**

The air conditioner has the ability to expand the functions by purchasing a Wi-Fi module that connects to a home wireless network.

**Mono and multi compatibility**

The indoor unit is compatible with mono and multi-system.

**Heating at 8 °C / 10 °C**

Protection against subcooling below 8 °C / 10 °C.

**Condensate drain pump**

Condensate drain pump from the Indoor unit.

**Wired control device**

The wired control device is installed in a fixed position on the wall.

**360° air flow**

It enables air to reach every corner of the room with individual air exhaust control from all sides of the air conditioners.

**Turbo**

Function for the powerful heating or cooling of the room.

**Wi-Fi control**

The air conditioner has a Wi-Fi module that connects to a home wireless network and connects to a mobile application.

**I Feel function**

The device automatically adjusts the temperature to the desired level with the help of an additional sensor on the remote control.

**Silent operation**

Possibility to turn off the sound signal when operating the air conditioner for a more comfortable atmosphere.

**Auto swing**

If the system has an automatic exhaust, then its louvers move up and down on their own.

**12 air flow speeds**

12 automatic fan speeds of the indoor unit.

**Motion detector**

With a built-in motion detector, the exhaust adapts to your own wishes and needs.

**Timer**

The timer enables the air conditioner to start and stop within 24 hours.

**Soft start**

It protects the air conditioner from high electricity voltage during start-up.

**Manual control**

The air conditioner can be easily turned on or off by pressing a button located on the outside of the indoor unit.

**3 air flow speeds**

Possibility to select the fan speed of the indoor unit.

**3D air flow**

It uses automatic horizontal and vertical movements of the louver to ensure equal air distribution throughout the room.

**Humidity control**

Smart sensors control the temperature and humidity from 35 % to 85 %.

**Multi-directional wheels**

Built-in multi-directional wheels on mobile air conditioners make it easier to move the device.

**Strong air flow**

Air exhaust range up to 20 m.

**Digital display**

Hidden digital display.

**Self-evaporating system**

The system automatically returns condensed water from the evaporator to the condenser and conducts it in the form of water vapour through the exhaust hose outside the room.

**Two-way condensate drain hose**

A drain hose can be installed on both sides of the indoor unit, making installation easier.

**Louver position memory**

The air deflectors will automatically return to the position they were in when the air conditioner was turned off.

**Automatic operating mode**

By selecting this function, the air conditioner automatically sets the fan speed of the Indoor unit and the operating mode, comparing the set temperature and current room conditions.

**Last mode memory**

The air deflectors will automatically return to the position they were in when the air conditioner was turned off.

**Smart airflow**

In heating mode the air conditioner blows warm air vertically down to the floor, while in cooling mode the air conditioner blows cold air horizontally up into the ceiling.

**Whisper air**

Quiet operation of the air conditioner.

Overview of functions by models

	ECO MODE	0.5 W STANDBY	1.0 W STANDBY	NIGHT MODE	ENERGY SAVING MODE	BIOFILTER	CATALYST FILTER	DUST FILTER	IONIZER	NANO AQUA STERILISATION	SELF-CLEANING	BLUE COATING	GOLD COATING	STERILISATION AT 56 °C	UV LIGHT	THE PROTECTIVE COVER OF THE VALVE	INTELLIGENT DEFROSTING	ERROR DETECTION AND DISPLAY	REFRIGERANT LEAK DETECTION SENSOR	100 % CAPACITY AT -15 °C	OPERATION AT LOW VOLTAGE	PTC COMPRESSOR AND CONDENSER HEATERS	EMERGENCY FUNCTION	COOLING AT A TEMPERATURE OF -15 °C	COOLING AT A TEMPERATURE OF -20 °C	COOLING AT A TEMPERATURE OF -25 °C	COOLING AT A TEMPERATURE OF -32 °C	HEATING AT A TEMPERATURE OF -15 °C
Y DESIGN	•		•	•		•		•	•		•		•			•	•	•	•	•		•					•	
E DESIGN PRO	•		•	•	•	•		•	•		•		•			•	•	•	•		•	•	•				•	
H+ DESIGN	•		•	•	•	•		•	•		•		•			•	•	•	•		•	•	•	•				
V DESIGN	•		•	•	•	•		•	•		•		•			•	•	•	•		•	•	•	•				
W DESIGN			•	•	•			•		•		•				•	•	•	•		•	•		•				•
R+ DESIGN			•	•	•	•		•	•		•		•			•	•	•	•		•	•	•	•				
S DESIGN PRO	•		•	•	•		•	•			•		•	•	•	•	•	•	•		•	•	•	•				•
M DESIGN			•	•	•	•		•			•		•			•	•	•	•		•	•	•	•				•
Q DESIGN			•	•	•		•	•			•		•			•	•	•	•		•	•	•	•				•
X DESIGN			•	•	•		•	•			•		•			•	•	•	•		•	•	•	•				•
MOBILE SYSTEMS		•						•					•					•					•					•
FLOOR SPLIT SYSTEMS	•		•	•	•			•			•		•			•	•	•	•		•	•	•	•				
FLOOR-CEILING SPLIT SYSTEMS	•		•	•	•			•			•		•			•	•	•	•		•	•	•	•				
CASSETTE SPLIT SYSTEMS	•		•	•	•			•			•		•			•	•	•	•		•	•	•	•				
DUCT SPLIT SYSTEMS	•		•	•	•			•			•		•			•	•	•	•		•	•	•	•				
SELF-STANDING FLOOR SPLIT SYSTEMS			•	•	•			•			•		•			•	•	•	•		•	•	•	•				•
WALL INDOOR UNITS					•	•	•	•	•		•		•															
FLOOR INDOOR UNITS					•	•	•	•			•		•															
FLOOR-CEILING INDOOR UNITS					•	•	•	•			•		•															
CASSETTE INDOOR UNITS					•	•	•	•			•		•															
DUCT INDOOR UNITS					•	•	•	•			•		•															
OUTDOOR UNITS					•								•			•	•	•	•		•	•						•

MULTI-SPLIT

HEATING AT A TEMPERATURE OF -20 °C															HEATING AT A TEMPERATURE OF -25 °C															HEATING AT A TEMPERATURE OF -32 °C																	
WI-FI READY															WI-FI CONTROL															I FEEL FUNCTION																	
MANUAL CONTROL															SELF-EVAPORATING SYSTEM															MONO AND MULTI COMPATIBILITY																	
SILENT OPERATION															3 AIR FLOW SPEEDS															TWO-WAY CONDENSATE DRAIN HOSE																	
HEATING AT 8 °C															HEATING AT 10 °C															AUTO SWING																	
3D AIR FLOW															LOUVER POSITION MEMORY															CONDENSATE DRAIN PUMP																	
12 AIR FLOW SPEEDS															HUMIDITY CONTROL															AUTOMATIC OPERATING MODE																	
WIRED CONTROL DEVICE															MOTION DETECTOR															MULTI-DIRECTIONAL WHEELS																	
LAST MODE MEMORY															360° AIR FLOW															TIMER																	
STRONG AIR FLOW															SMART AIRFLOW															TURBO																	
SOFT START															DIGITAL DISPLAY															WHISPER AIR																	

Overview of remote and wired controls

Remote control RG10A (D)

CC AERI (7.0 kW, 12.0 kW, 14.0 kW, 16.0 kW)



BREEZE AWAY button
The BREEZE AWAY function avoids direct exhaust to a person or object in the room.



VANE button
The VANE function adjusts the louvers on the Indoor unit.

Wired control VIVAX-KJR-120C

CT AERI
CC AERI
CF AERI
DT AERI



TIMER button
The TIMER function allows the air conditioner to start and stop within a period of 24 hours.



FOLLOW ME button
The FOLLOW ME function recognizes whether people are present in the room and, based on that, adjusts the power and direction of air exhaust, thus enabling optimal use of air conditioning.

Remote control RG10A (D)

CT AERI
CF AERI
CC AERI (3.5 kW, 5.0 kW)
DT AERI
FS AERI



ECO GEAR button
The ECO GEAR function allows to enter into the energy-efficient mode in the following order: ECO › GEAR (75 %) › GEAR (50 %) › Previous setting mode › ECO.



FAN button
The FUN function selects the fan speed in the following order: AUTO % › 20 % › 40 % › 60 % › 80 % › 100 %.

Remote control RG51

Mobile air conditioners
AEH | AEG | AEF



TURBO button
The TURBO function allows reaching of the desired temperature in the shortest possible time.



**Remote control
RG10P1(G2HS)/BGEF**
Y Design R32



INTELLIGENT EYE button
The INTELLIGENT EYE function detects the activities of the people in the room to save energy.



HUMIDITY button
The HUMIDITY function adjusts the humidity in the room during dry operation in the range of 35 % ~ 85 %. Press the button to increase humidity in the span of 5 %.



**Remote control
RG10B1(E)/BGEF**
V Design R32
R+ Design R32



CLEAN button
The CLEAN function enables or disables self-cleaning of the air conditioner.



**Remote control
RG10X1(G2HS)/BGEF**
H+ Design R32



CASCADE button
The CASCADE function allows the entire room to be cooled evenly.



**Remote control
RG10B1(E)/BGEF**
E Design PRO R32
S Design PRO R32



TURBO button
The TURBO function allows reaching of the desired temperature in the shortest possible time.



SWING button
The SWING function allows control of the horizontal air louver.



**Remote control
RC80433J**
W Design



QUIET button
The QUIET function reduces the noise of the air conditioner.



SMART button
With the SMART function, the air conditioner recognizes the internal temperature and humidity and adjusts the operation accordingly.



**Remote control
RG10A1(D)/BGEF**
M Design
Q Design
X Design



SET button
The SET function allows selection of the additional circle-functions as I Feel function or AP mode.

Outdoor unit

1 Improved fan and air exhaust duct

Based on natural models and bionic principles, VIVAX fan blade design effectively reduces airflow resistance and noise. Together with the optimized air duct, it delivers the same volume of air flow with 30 % lower energy consumption.

2 Inverter control panel

The V-PAM inverter control panel reduces the effects of magnetic circle and increases the maximum speed and efficiency of the compressor using vector control technology. This technology achieves further miniaturisation, greater efficiency and better performance.


3 Inner hose of the heat exchanger

A more densely serrated shape was applied to the tubular copper parts to increase the heat exchange area. The latest heat exchanger has increased number of teeth from 45 to 54, further improving the efficiency of heat transfer.



4 Twin rotary compressor


The twin rotary compressor is a system that rotates at a symmetrical angle of 180° ensuring low vibration and noise due to low torque.



Golden Fin technology

The VIVAX air conditioner equipped with Golden Fin technology is more resistant to rust caused by moisture, accelerates the defrosting cycle of the outdoor unit, harder to attract grease, oxidative and other corrosive substances than Blue Fin technology commonly used to protect heat exchangers in air conditioners.





Wall split systems DC inverter





VIVAX TECHNOLOGY FOR HEALTH

The ionizer in VIVAX air conditioners ionizes the air releasing positive and negative ions for air sterilization with an efficiency of up to 97.5 %. During ionization, the particles in the air become heavier and fall to the ground, after which they are easily cleaned. This process allows breathing cleaner air from which pollutants, allergens, bacteria and viruses are removed, and thus at the same time increases blood oxygen levels, improves metabolism, concentration and alertness.



HIGHEST ENERGY EFFICIENCY CLASS IN HEATING AND COOLING

With VIVAX air conditioners, it could be enjoyed both heating and cooling your home with the highest energy efficiency class, while saving significantly. Among the VIVAX air conditioners, you can find devices that maintain a 100 % operating capacity of down to -15 °C. This means that even at such a low temperature, you will get up to 5.3 kW of heating energy for 1 kW of electricity consumed.

3D Inverter

Top performance for endless challenges. The exclusive inverter compressor and fan inverter motor technology of indoor and outdoor units empowers VIVAX air conditioners to provide best-in-class performance, power, efficiency, speed and stability in all conditions throughout the life cycle of the unit.



WI-FI AIR CONDITIONER CONTROL

Ability to access the VIVAX air conditioner at any time and from anywhere, thanks to the built-in Wi-Fi module and the VIVAX exclusive air conditioning control application. One touch on the mobile device selects the desired temperature - in the summer months you enter a perfectly cooled home, and in the winter in an optimally heated space. In addition to switching on and off, a timer can be set via the mobile app, find out in which mode the air conditioner is operating or a potential malfunction can be diagnosed.


PEACEFUL SLEEP WITH QUIET WORK

Enjoy pleasant and quiet nights with minimal noise up to 18.4 dB.



Wall split system Y Design

A+++ Cooling SEER 9.2
A+++ Heating SCOP 5.3



ENERGY SAVING



R32 gas



Night mode



Dust filter



Self-cleaning



Biofilter



Cooling at a temp. of -32 °C



Heating at a temp. of -32 °C



3D DC Inverter



Error detection and display



Refrigerant leak detection sensor



Emergency function



Last mode memory



Timer



Louver position memory



Motion detector



3 air flow speeds



Heating at 8 °C



Automatic operating mode



Turbo



Digital display



Humidity control



1.0 W Standby



ECO mode



Anti-corrosion protection - gold coating



Ionizer



The protective cover of the valve



Chasis heating belt



Compressor heating belt



Intelligent defrosting



Operation at low voltage

COMFORT AND CONVENIENCE



3D air flow



Manual control



I Feel function



Silent operation



Two-way condensate drain hose



Auto swing



12 air flow speeds



Soft start



Wi-Fi control

	Model	ACP-12CH35AEYIs R32	ACP-18CH50AEYIs R32*
Cooling	Capacity (W)	3517 (1031-4816)	4982 (1846-6155)
	Energy efficiency class	A+++	A+++
	Energy Efficiency SEER	9.2	8.5
	Cooling operating range	-32 °C ≤ T ≤ 50 °C	-15 °C ≤ T ≤ 50 °C
	Estimated load on cooling (W)	3500	5000
	Power input (W)	748 (102-1955)	1300 (120-2380)
Heating	Capacity (W)	4250 (753-7200)	5568 (1377-6829)
	Energy efficiency class	A+++	A++
	Energy Efficiency SCOP	5.3	5.0
	Heating operating range	-32 °C ≤ T ≤ 30 °C	-30 °C ≤ T ≤ 30 °C
	Estimated load on heating (W)	2200	4200
	Power input (W)	924 (104-2625)	1600 (220-2430)
Indoor unit	Air flow (m ³ / h) - HI / MID / LOW	575 / 497 / 340	720 / 550 / 375
	Dehumidifying capacity (L / h)	1.2	1.8
	Noise - Sound Pressure (dB (A)) - HI / MID / LOW	43 / 34 / 24	45 / 36 / 27
	Sound power level (dB)	≤ 59	60
	Packaging dimensions (mm)	985 x 370 x 350	985 x 370 x 350
	Product dimensions (mm)	895 x 248 x 298	895 x 248 x 298
	Gross / net weight (kg)	17.5 / 12.7	17.5 / 12.7
Outdoor unit	Noise - Sound Pressure (dB (A))	≤ 55.5	56.5
	Sound power level (dB)	≤ 60	61
	Refrigerant	R32	R32
	Bracket distance (mm)	511	511
	Packaging dimensions (mm)	915 x 370 x 615	1000 x 382 x 734
	Product dimensions (mm)	805 x 330 x 554	890 x 342 x 673
	Gross / net weight (kg)	34,8 / 32,3	39,7 / 37,3
Connections	Liquid phase pipe diameter	1 / 4"	1 / 4"
	Gas phase pipe diameter	3 / 8"	1 / 2"
	Maximum pipe length (m)	25	30
	Maximum height difference (m)	10	20
	Pre-filled pipe length (m)	5	5
	Gas refill (g / m)	12	12
Power Supply	Power interconnect cable (mm ²)	5 x 1.5	5 x 1.5
	Power Supply IU / OU 220-240 V / 1 / 50 Hz (mm ²)	3 x 1.5	3 x 1.5

* ACP-18CH50AEYIs R32 - The data in the table are test data. The final specifications may be different.

A+++ Heating & cooling



Advanced inverter technology enables the air conditioner to operate efficiently and in very extreme weather conditions. It can be enjoyed in heating even at an outdoor temperature of -32 °C, and with 100 % capacity down to -15 °C.

OPERATION AT FULL CAPACITY AT -15 °C

When temperatures drop to as low as -15 °C, VIVAX air conditioners from the Y Design series continue to operate at full capacity. In the case of such low temperatures, air conditioners in this series produce 5.3 kW of heating energy for 1.0 kW of electricity consumed.


Motion sensor

The intelligent motion sensor can automatically identify human activity in the room and adjust the operation of the air conditioner accordingly. When people are in the room, strong cooling is activated, and when they leave it, the device continues to operate at a reduced speed.



Wall split system E Design PRO

A+++ Cooling SEER 8.5
A++ Heating SCOP 4.6



ENERGY SAVING



R32 gas



Night mode



Energy saving mode



1.0 W Standby



ECO mode

HEALTH



Dust filter



Self-cleaning



Biofilter



Anti-corrosion protection - gold coating



Ionizer

RELIABILITY



Cooling at a temp. of -25 °C



Heating at a temp. of -25 °C



3D DC Inverter



Error detection and display



Refrigerant leak detection sensor



Emergency function



The protective cover of the valve



Chasis heating belt



Compressor heating belt



Intelligent defrosting



Operation at low voltage

COMFORT AND CONVENIENCE



Last mode memory



Timer



Louver position memory



Whisper air



3 air flow speeds



Heating at 8 °C



Automatic operating mode



Turbo



Digital display



Manual control



I Feel function



Silent operation



Two-way condensate drain hose



Auto swing



12 air flow speeds



Soft start



Wi-Fi ready

Cooling

Model	ACP-12CH35AEEI R32 PRO
Capacity (W)	3517 (879-4748)
Energy efficiency class	A+++
Energy Efficiency SEER	8.5
Cooling operating range	-25 °C ≤ T ≤ 50 °C
Estimated load on cooling (W)	3500
Power input (W)	879 (60-1590)

Heating

Capacity (W)	3810 (791-5568)
Energy efficiency class	A++
Energy Efficiency SCOP	4.6
Heating operating range	-25 °C ≤ T ≤ 24 °C
Estimated load on heating (W)	2600
Power input (W)	929 (130-2130)

Indoor unit

Air flow (m³ / h) - HI / MID / LOW	520 / 370 / 310
Dehumidifying capacity (L / h)	1.2
Noise - Sound Pressure (dB (A)) - HI / MID / LOW	39 / 30 / 24
Sound power level (dB)	≤ 54
Packaging dimensions (mm)	905 x 355 x 290
Product dimensions (mm)	835 x 208 x 295
Gross / net weight (kg)	11.3 / 8.7

Outdoor unit

Noise - Sound Pressure (dB (A))	≤ 57
Sound power level (dB)	≤ 58
Refrigerant	R32
Bracket distance (mm)	452
Packaging dimensions (mm)	887 x 337 x 610
Product dimensions (mm)	765 x 303 x 555
Gross / net weight (kg)	32 / 29.6

Connections


Liquid phase pipe diameter	1 / 4"
Gas phase pipe diameter	3 / 8"
Maximum pipe length (m)	25
Maximum height difference (m)	10
Pre-filled pipe length (m)	5
Gas refill (g / m)	12

Power Supply

Power interconnect cable (mm²)	5 x 1.5
Power Supply IU / OU 220-240 V / 1 / 50 Hz (mm²)	3 x 1.5

110 % capacity at -7 °C

VIVAX E Design PRO air conditioning at -7 °C operates at 110 % capacity, with energy efficiency class A++. This means that for 1.0 kW of electricity consumed, 5.06 kW of heating is obtained.



3D AIR FLOW

The directional air outlet automatically moves horizontally and vertically directing the air flow to fill every corner of the room.

Ionizer

The super ionizer releases a high concentration of positive and negative ions - in this way allergens such as pollen and dust are removed from the air and it becomes clean and comfortable to breathe.



Wall split system H+ Design

A+++ Cooling SEER 8.5
A++ Heating SCOP 4.6



ENERGY SAVING

- R32 gas
- Night mode
- Energy saving mode
- 1.0 W Standby
- ECO mode

HEALTH

- Dust filter
- Self-cleaning
- Biofilter
- Anti-corrosion protection - gold coating
- Ionizer


RELIABILITY

- Cooling at a temp. of -15°C
- Heating at a temp. of -25°C
- 3D DC Inverter
- Error detection and display
- Refrigerant leak detection sensor
- Emergency function
- The protective cover of the valve
- Chasis heating belt
- Compressor heating belt
- Intelligent defrosting
- Operation at low voltage

COMFORT AND CONVENIENCE

- Last mode memory
- Timer
- Louver position pemory
- Whisper air
- 3 air flow speeds
- Heating at 8 °C
- Automatic operating mode
- Turbo
- Digital display
- 3D air flow
- Manual control
- I Feel function
- Silent operation
- Two-way condensate drain hose
- Auto swing
- 12 air flow speeds
- Soft start
- Wi-Fi ready
- Smart airflow

	Model	ACP-12CH35AEHI+ R32	ACP-18CH50AEHI+ R32
Cooling	Capacity (W)	3517 (1319-4308)	5275 (1817-6007)
	Energy efficiency class	A+++	A++
	Energy Efficiency SEER	8.5	6.3
	Cooling operating range	-15 °C ≤ T ≤ 50 °C	-15 °C ≤ T ≤ 50 °C
	Estimated load on cooling (W)	3500	5300
	Power input (W)	900 (130-1650)	1600 (140-2300)
Heating	Capacity (W)	3810 (879-4396)	5569 (1260-6008)
	Energy efficiency class	A++	A+
	Energy Efficiency SCOP	4.6	4.1
	Heating operating range	-25 °C ≤ T ≤ 24 °C	-20 °C ≤ T ≤ 240 °C
	Estimated load on heating (W)	2500	4100
	Power input (W)	950 (120-1500)	1680 (220-2350)
Indoor unit	Air flow (m³ / h) - HI / MID / LOW	700 / 515 / 425	750 / 530 / 430
	Dehumidifying capacity (L / h)	1.2	1.8
	Noise - Sound Pressure (dB (A)) - HI / MID / LOW	40 / 32.5 / 21.5 / 19	41.5 / 36.5 / 33.5 / 19
	Sound power level (dB)	53	54
	Packaging dimensions (mm)	1005 x 385 x 295	1005 x 385 x 295
	Product dimensions (mm)	920 x 321 x 211	920 x 321 x 211
	Gross / net weight (kg)	14.16 / 11.30	14.4 / 11.30
Outdoor unit	Noise - Sound Pressure (dB (A))	≤ 53.5	≤ 54.5
	Sound power level (dB)	≤ 62	≤ 63
	Refrigerant	R32	R32
	Bracket distance (mm)	452	511
	Packaging dimensions (mm)	887 x 337 x 610	915 x 370 x 615
	Product dimensions (mm)	765 x 303 x 555	805 x 330 x 554
	Gross / net weight (kg)	28.8 / 26.4	36.1 / 33.5
Connections	Liquid phase pipe diameter	1 / 4"	1 / 4"
	Gas phase pipe diameter	3 / 8"	1 / 2"
	Maximum pipe length (m)	25	30
	Maximum height difference (m)	10	20
	Pre-filled pipe length (m)	5	5
	Gas refill (g / m)	12	12
Power Supply	Power interconnect cable (mm²)	1.5 x 5	1.5 x 5
	Power Supply IU / OU 220-240 V / 1 / 50 Hz (mm²)	1.5 x 3	1.5 x 3



Smart airflow

The innovative 180° wing movement allows air to flow in the horizontal or vertical direction. This option allows you to never feel the direct airflow towards you.



HORIZONTAL AIRFLOW



VERTICAL AIRFLOW



A+++ | A++

H+ series is equipped with the latest technology for energy efficiency, which achieves significant energy savings. The A+++ energy class in cooling and the A++ energy class in heating confirm this.

Wall split system V Design

A+++ Cooling SEER 8.5
A++ Heating SCOP 4.6



ENERGY SAVING

- R32 gas
- Night mode
- Energy saving mode
- 1.0 W Standby
- ECO mode

HEALTH

- Dust filter
- Self-cleaning
- Biofilter
- Anti-corrosion protection - gold coating
- Ionizer

RELIABILITY

- Cooling at a temp. of -15 °C
- Heating at a temp. of -25 °C
- 3D DC Inverter
- Error detection and display
- Refrigerant leak detection sensor
- Emergency function
- The protective cover of the valve
- Chasis heating belt
- Compressor heating belt
- Intelligent defrosting
- Operation at low voltage

COMFORT AND CONVENIENCE

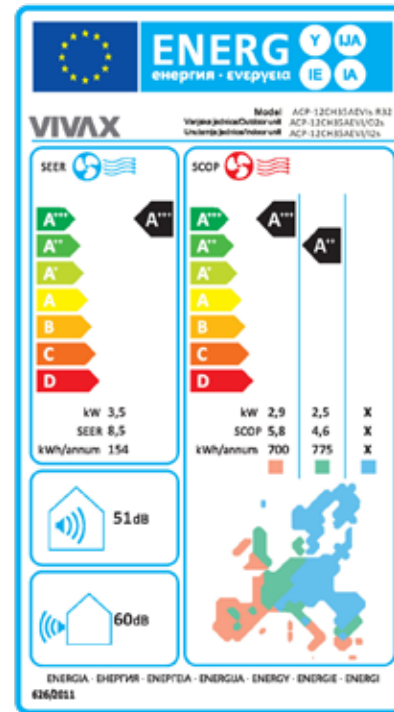
- Last mode memory
- Timer
- Louver position memory
- Whisper air
- 3 air flow speeds
- Heating at 8 °C
- Automatic operating mode
- Turbo
- Digital display
- 3D air flow
- Manual control
- I Feel function
- Silent operation
- Two-way condensate drain hose
- Auto swing
- 12 air flow speeds
- Soft start
- Wi-Fi ready
- Mono and multi compatibility

	Model	ACP-12CH35AEVIs R32
Cooling	Capacity (W)	3517 (1377~4308)
	Energy efficiency class	A+++
	Energy Efficiency SEER	8.5
	Cooling operating range	-15 °C ≤ T ≤ 50 °C
	Estimated load on cooling (W)	3500
Heating	Capacity (W)	3810 (1067~4381)
	Energy efficiency class	A++
	Energy Efficiency SCOP	4.6
	Heating operating range	-25 °C ≤ T ≤ 30 °C
	Estimated load on heating (W)	2500
Indoor unit	Power input (W)	1034 (130~1650)
	Air flow (m³ / h) - HI / MID / LOW	558 / 478 / 384
	Dehumidifying capacity (L / h)	1.2
	Noise - Sound Pressure (dB (A)) - HI / MID / LOW	37.5 / 32 / 24
	Sound power level (dB)	≤ 51
	Packaging dimensions (mm)	985 x 265 x 385
	Product dimensions (mm)	897 x 182 x 312
	Gross / net weight (kg)	14.2 / 10.5
Outdoor unit	Noise - Sound Pressure (dB (A))	≤ 54
	Sound power level (dB)	≤ 60
	Refrigerant	R32
	Bracket distance (mm)	452
	Packaging dimensions (mm)	887 x 337 x 610
	Product dimensions (mm)	765 x 303 x 555
Connections	Gross / net weight (kg)	29.1 / 26.7
	Liquid phase pipe diameter	1 / 4"
	Gas phase pipe diameter	3 / 8"
	Maximum pipe length (m)	25
	Maximum height difference (m)	10
Power Supply	Pre-filled pipe length (m)	5
	Gas refill (g / m)	12
	Power interconnect cable (mm²)	5 x 1.5
	Power Supply IU / OU 220-240 V / 1 / 50 Hz (mm²)	3 x 1.5



COLOR PANEL

In addition to the attractive mirror design of the V design air conditioner in 2 colours, different LED lighting shows in which mode the device is located. It illuminates blue in cooling mode and red in heating mode.



A+++ | A++

A+++ energy class in cooling and A++ energy class in heating ensure superior energy efficiency with significant energy savings.

3D AIR FLOW

The directional air outlet automatically moves horizontally and vertically directing the air flow to fill every corner of the room.



Wall split system W Design

A+++ Cooling SEER 8.5
A++ Heating SCOP 4.6



ENERGY SAVING



R32 gas



Night mode



1.0 W Standby



Energy saving mode

HEALTH



Dust filter



Nano Aqua Sterilisation



Anti-corrosion protection - blue coating

RELIABILITY



Cooling at a temp. of -15°C



Heating at a temp. of -20°C



3D DC Inverter



Error detection and display



The protective cover of the valve



Chasis heating belt



Intelligent defrosting

COMFORT AND CONVENIENCE



Last mode memory



Timer



Whisper air



3 air flow speeds



Heating at 10°C



Automatic operating mode



Turbo



Manual control



Auto swing



Soft start



Wi-Fi control



Strong air flow



Digital display



3D air flow

Model**ACP-12CH35REWI R32****Cooling**

Capacity (W)	3500 (999~4000)
Energy efficiency class	A+++
Energy Efficiency SEER	8.5
Cooling operating range	-15 °C ≤ T ≤ 43 °C
Estimated load on cooling (W)	3500
Power input (W)	875 (300~1500)

Heating

Capacity (W)	4200 (999~5600)
Energy efficiency class	A++
Energy Efficiency SCOP	4.6
Heating operating range	-20 °C ≤ T ≤ 24 °C
Estimated load on heating (W)	2800
Power input (W)	1100 (500~1600)

Indoor unit

Air flow (m³ / h) - HI / MID / LOW	650
Dehumidifying capacity (L / h)	1.6
Noise - Sound Pressure (dB (A)) - HI / MID / LOW / SI	38 / 33 / 29 / 22
Sound power level (dB)	≤ 59
Packaging dimensions (mm)	954 x 279 x 355
Product dimensions (mm)	887 x 211 x 281
Gross / net weight (kg)	12.2 / 10

Outdoor unit

Noise - Sound Pressure (dB (A))	48
Sound power level (dB)	61
Refrigerant	R32
Bracket distance (mm)	510
Packaging dimensions (mm)	954 x 409 x 625
Product dimensions (mm)	800 x 280 x 550
Gross / net weight (kg)	34 / 31.5

Connections

Liquid phase pipe diameter	1 / 4"
Gas phase pipe diameter	3 / 8"
Maximum pipe length (m)	15
Maximum height difference (m)	10
Pre-filled pipe length (m)	7
Gas refill (g / m)	20

Power Supply

Power interconnect cable (mm²)	5 x 1.5
Power Supply IU / OU 220-240 V / 1 / 50 Hz (mm²)	3 x 1.5

Intelligent Air

Ability to choose an intelligent mode that optimizes the comfortable cooling system with significantly reduced energy consumption. This energy consumption of up to 2.0 kW / h during the 8-hour night period achieves up to 71 % savings in energy consumption.



NANO AQUA STERILISATION

Nano Aqua ionizer releases positive and negative ions for air sterilization with an efficiency of up to 97.5 %. During ionization, the particles in the air become heavier and fall to the ground, after which they are easily cleaned from the floor or other surfaces.

Whisper Air

Whisper air allows independent and precise control of the indoor and outdoor unit for a smoother airflow that causes most indoor noise, thus achieving an optimal balance between high performance and low noise.



Wall split system R+ Design

A+++ Cooling SEER 9.3
A++ Heating SCOP 4.6



ENERGY SAVING



R32 gas



Night mode



1.0 W Standby



Energy saving mode

HEALTH



Dust filter



Self-cleaning



Biofilter



Anti-corrosion protection - gold coating



Ionizer

RELIABILITY



Cooling at a temp. of -15 °C



Heating at a temp. of -25 °C



The protective cover of the valve



Chasis heating belt



3D DC Inverter



Compressor heating belt



Error detection and display



Intelligent defrosting



Refrigerant leak detection sensor



Operation at low voltage



Emergency function



Last mode memory



Manual control



Timer



I Feel function



Louver position memory



Silent operation



Mono and multi compatibility



Two-way condensate drain hose



3 air flow speeds



Auto swing



Heating at 8 °C



Soft start



Automatic operating mode



12 air flow speeds



Turbo



Wi-Fi ready



Digital display

COMFORT AND CONVENIENCE

Model	ACP-09CH25AERI+ R32	ACP-12CH35AERI+ R32	ACP-18CH50AERI+ R32	ACP-24CH70AERI+ R32	
Cooling	Capacity (W)	2638 (1026-3224)	3517 (1377-4308)	5275 (3391-5900)	7034 (2110-8206)
	Energy efficiency class	A+++	A+++	A++	A++
	Energy Efficiency SEER	9.3	8.5	7	6.5
	Cooling operating range	-15 °C ≤ T ≤ 50 °C	-15 °C ≤ T ≤ 50 °C	-15 °C ≤ T ≤ 50 °C	-15 °C ≤ T ≤ 50 °C
	Estimated load on cooling (W)	2600	3500	5300	7000
Power input (W)	613 (90-1140)	977 (130-1650)	1550 (560-2050)	2510 (420-3200)	
Heating	Capacity (W)	2931 (821-3370)	3810 (1067-4381)	5568 (3101-5850)	7327 (1553-8206)
	Energy efficiency class	A++	A++	A+	A+
	Energy Efficiency SCOP	4.6	4.6	4.0	4.0
	Heating operating range	-25 °C ≤ T ≤ 24 °C	-25 °C ≤ T ≤ 24 °C	-20 °C ≤ T ≤ 24 °C	-20 °C ≤ T ≤ 24 °C
	Estimated load on heating (W)	2400	2600	4100	4900
Power input (W)	637 (110-1080)	977 (160-1560)	1500 (780-2000)	2130 (300-3100)	
Indoor unit	Air flow (m³ / h) - HI / MID / LOW	483 / 362 / 303	584 / 477 / 395	730 / 500 / 420	1020 / 830 / 640
	Dehumidifying capacity (L / h)	1.0	1.2	1.8	2.4
	Noise - Sound Pressure (dB (A)) - HI / MID / LOW / SI	36.5 / 29 / 24 / 20	39.5 / 33 / 25 / 21	43 / 33.5 / 28 / 23	47 / 41.5 / 30.5 / 25
	Sound power level (dB)	≤ 55	≤ 55	≤ 57	≤ 63
	Packaging dimensions (mm)	875 x 285 x 380	875 x 285 x 380	1045 x 305 x 410	1155 x 415 x 320
	Product dimensions (mm)	802 x 189 x 297	802 x 189 x 297	965 x 215 x 319	1080 x 226 x 335
	Gross / net weight (kg)	11.1 / 8.6	11.1 / 8.6	14.2 / 10.9	17.3 / 13.7
Outdoor unit	Noise - Sound Pressure (dB (A))	≤ 54	≤ 54.5	≤ 55.5	≤ 60.5
	Sound power level (dB)	≤ 60	≤ 62	≤ 65	≤ 67
	Refrigerant	R32	R32	R32	R32
	Bracket distance (mm)	452	452	511	663
	Packaging dimensions (mm)	887 x 337 x 610	887 x 337 x 610	915 x 370 x 615	995 x 398 x 740
	Product dimensions (mm)	765 x 303 x 555	765 x 303 x 555	805 x 330 x 554	890 x 342 x 673
	Gross / net weight (kg)	28.8 / 26.4	28.7 / 26.4	36.1 / 33.5	46.9 / 43.9
Connections	Liquid phase pipe diameter	1 / 4"	1 / 4"	1 / 4"	3 / 8"
	Gas phase pipe diameter	3 / 8"	3 / 8"	1 / 2"	5 / 8"
	Maximum pipe length (m)	25	25	30	50
	Maximum height difference (m)	10	10	20	25
	Pre-filled pipe length (m)	5	5	5	5
	Gas refill (g / m)	12	12	12	24
Power Supply	Power interconnect cable (mm²)	5 x 1.5	5 x 1.5	5 x 1.5	5 x 1.5
	Power Supply IU / OU 220-240 V / 1 / 50 Hz (mm²)	3 x 1.5	3 x 1.5	3 x 1.5	3 x 2.5



A+++ | A++

IMPROVED ENERGY EFFICIENCY

R+ Design is a new improved generation of air conditioners, which has energy efficiency A+++ in cooling and A++ in heating.



R+ Design air conditioner operates with 107 % capacity at 2 °C and can be used even when temperatures drop down to -25 °C.

Wall split system S Design PRO

A++ Cooling SEER 7.4
A+ Heating SCOP 4.2



ENERGY SAVING

- R32 gas
- Night mode
- Energy saving mode
- 1.0 W Standby
- ECO mode

HEALTH

- Dust filter
- Self-cleaning
- Catalyst filter
- Anti-corrosion protection - gold coating
- Sterilisation at 56 °C
- UV light

RELIABILITY

- Cooling at a temp. of -15 °C
- Heating at a temp. of -15 °C
- 3D DC Inverter
- Error detection and display
- Refrigerant leak detection sensor
- The protective cover of the valve
- Intelligent defrosting
- Operation at low voltage
- Emergency function

COMFORT AND CONVENIENCE

- Last mode memory
- Timer
- Louver position memory
- 3 air flow speeds
- Automatic operating mode
- Turbo
- Digital display
- 3D air flow
- Manual control
- Silent operation
- Two-way condensate drain hose
- Auto swing
- 12 air flow speeds
- Soft start
- Wi-Fi ready

Model	ACP-09CH25AESI R32 PRO	ACP-12CH35AESI R32 PRO	ACP-18CH50AESI R32 PRO	ACP-24CH70AESI R32 PRO	
Cooling	Capacity (W)	2638 (1026-3224)	3517 (1377-4308)	5275 (3391-5900)	7034 (2110-8206)
	Energy efficiency class	A++	A++	A++	A++
	Energy Efficiency SEER	7.4	7.0	7.0	6.4
	Cooling operating range	-15 °C ≤ T ≤ 50 °C	-15 °C ≤ T ≤ 50 °C	-15 °C ≤ T ≤ 50 °C	-15 °C ≤ T ≤ 50 °C
	Estimated load on cooling (W)	2800	3600	5300	7000
Power input (W)	733 (80-1100)	1096 (120-1650)	1550 (560-2050)	2402 (420-3200)	
Heating	Capacity (W)	2931 (821-3370)	3810 (1070-4381)	5568 (3101-5850)	7327 (1553-8206)
	Energy efficiency class	A+	A+	A+	A+
	Energy Efficiency SCOP	4.1	4.2	4.0	4.0
	Heating operating range	-15 °C ≤ T ≤ 24 °C	-15 °C ≤ T ≤ 24 °C	-15 °C ≤ T ≤ 24 °C	-15 °C ≤ T ≤ 24 °C
	Estimated load on heating (W)	2500	2500	4200	4900
Power input (W)	771 (70-990)	1027 (110-1480)	1750 (780-2000)	2130 (300-3100)	
Indoor unit	Air flow (m ³ / h) - HI / MID / LOW	460 / 330 / 260	530 / 400 / 350	800 / 600 / 500	1090 / 770 / 610
	Dehumidifying capacity (L / h)	1.0	1.2	1.8	2.4
	Noise - Sound Pressure (dB (A)) - HI / MID / LOW / SI	37 / 32 / 22 / 20	37 / 32 / 22 / 21	41 / 37 / 31 / 20	46 / 37 / 34.5 / 21
	Sound power level (dB)	≤ 54	≤ 56	≤ 56	≤ 62
	Packaging dimensions (mm)	790 x 270 x 375	905 x 355 x 290	1045 x 315 x 405	1155 x 315 x 405
	Product dimensions (mm)	726 x 210 x 291	835 x 208 x 295	969 x 241 x 320	1083 x 244 x 336
	Gross / net weight (kg)	10.5 / 8	11.5 / 8.7	14.6 / 11.2	17.3 / 13.6
Outdoor unit	Noise - Sound Pressure (dB (A))	≤ 55.5	≤ 55	≤ 57	≤ 60
	Sound power level (dB)	≤ 62	≤ 62	≤ 65	≤ 67
	Refrigerant	R32	R32	R32	R32
	Bracket distance (mm)	452	452	511	673
	Packaging dimensions (mm)	835 x 300 x 540	835 x 300 x 540	915 x 370 x 615	995 x 398 x 740
	Product dimensions (mm)	720 x 270 x 495	720 x 270 x 495	805 x 330 x 554	890 x 342 x 673
	Gross / net weight (kg)	25.4 / 23.5	25.5 / 23.7	36.1 / 33.5	46.9 / 43.9
Connections	Liquid phase pipe diameter	1 / 4"	1 / 4"	1 / 4"	3 / 8"
	Gas phase pipe diameter	3 / 8"	3 / 8"	1 / 2"	5 / 8"
	Maximum pipe length (m)	25	25	30	50
	Maximum height difference (m)	10	10	20	25
	Pre-filled pipe length (m)	5	5	5	5
	Gas refill (g / m)	12	12	12	24
Power Supply	Power interconnect cable (mm ²)	5 x 1.5	5 x 1.5	5 x 1.5	5 x 1.5
	Power Supply IU / OU 220-240 V / 1 / 50 Hz (mm ²)	3 x 1.5	3 x 1.5	3 x 1.5	3 x 2.5

AIR STERILISATION AT 56 °C

Sterilization at 56 °C for 30 minutes effectively disables viruses present in the air.



DOUBLE FILTER

The dual filtration system thoroughly eliminates harmful substances, ensuring fresh and clean air. The pre-filter effectively prevents the spread of airborne particles. The second activated carbon filter traps hazardous gases and odours.

UV LIGHT

Shortwave ultraviolet light, a well-known sterilization solution, destroys harmful particles in the air, resulting in effective disabling of viruses and bacteria present in the air.



Wall split system M Design

A++ Cooling SEER 7.4
A+ Heating SCOP 4.0



ENERGY SAVING



R32 gas



Night mode



1.0 W Standby



Energy saving mode

HEALTH



Dust filter



Self-cleaning



Anti-corrosion protection - gold coating



Biofilter

RELIABILITY



Cooling at a temp. of -15°C



Heating at a temp. of -15°C



3D DC Inverter



Error detection and display



Refrigerant leak detection sensor



The protective cover of the valve



Intelligent defrosting



Operation at low voltage



Emergency function

COMFORT AND CONVENIENCE



Last mode memory



Timer



Louver position memory



3 air flow speeds



Automatic operating mode



Turbo



Digital display



Manual control



Two-way condensate drain hose



Auto swing



Soft start



Wi-Fi ready




I Feel function

Model	ACP-09CH25AEMis R32	ACP-12CH35AEMis R32	ACP-18CH50AEMis R32	ACP-24CH70AEMis R32	
Cooling	Capacity (W)	2638 (909-3400)	3517 (1114-4162)	5275 (3101-5832)	7034 (2081-7913)
	Energy efficiency class	A++	A++	A++	A++
	Energy Efficiency SEER	6.3	6.1	7.4	6.1
	Cooling operating range	-15 °C ≤ T ≤ 50 °C	-15 °C ≤ T ≤ 50 °C	-15 °C ≤ T ≤ 50 °C	-15 °C ≤ T ≤ 50 °C
	Estimated load on cooling (W)	2800	3600	5200	7000
Power input (W)	732 (100-1240)	1213 (130-1580)	1550 (560-2050)	2600 (420-3150)	
Heating	Capacity (W)	2930 (820-3370)	3810 (1084-4220)	5570 (3100-5850)	7330 (1610-7913)
	Energy efficiency class	A+	A+	A+	A+
	Energy Efficiency SCOP	4.0	4.0	4.0	4.0
	Heating operating range	-15 °C ≤ T ≤ 30 °C	-15 °C ≤ T ≤ 30 °C	-15 °C ≤ T ≤ 30 °C	-15 °C ≤ T ≤ 30 °C
	Estimated load on heating (W)	2600	2700	4100	4800
Power input (W)	733 (120-1200)	1088 (100-1680)	1570 (780-2000)	2400 (300-2750)	
Indoor unit	Air flow (m ³ / h) - HI / MID / LOW	466 / 360 / 325	540 / 430 / 314	840 / 680 / 540	980 / 817 / 662
	Dehumidifying capacity (L / h)	1.0	1.2	1.8	2.4
	Noise - Sound Pressure (dB (A)) - HI / MID / LOW / SI	38.5 / 32 / 25 / 21	40.5 / 34.5 / 25 / 21	42.5 / 36 / 26 / 20	45 / 40.5 / 36 / 30
	Sound power level (dB)	≤ 54	≤ 55	≤ 56	≤ 59
	Packaging dimensions (mm)	870 x 270 x 365	870 x 270 x 365	1035 x 295 x 385	1120 x 405 x 315
	Product dimensions (mm)	805 x 194 x 285	805 x 194 x 285	957 x 213 x 302	1040 x 220 x 327
	Gross / net weight (kg)	9.7 / 7.6	9.8 / 7.6	13 / 10	15.8 / 12.3
Outdoor unit	Noise - Sound Pressure (dB (A))	≤ 55.5	≤ 56	≤ 56	≤ 59
	Sound power level (dB)	≤ 62	≤ 63	≤ 63	≤ 67
	Refrigerant	R32	R32	R32	R32
	Bracket distance (mm)	452	452	511	663
	Packaging dimensions (mm)	835 x 300 x 540	835 x 300 x 540	915 x 370 x 615	995 x 398 x 740
	Product dimensions (mm)	720 x 270 x 495	720 x 270 x 495	805 x 330 x 554	890 x 342 x 673
Gross / net weight (kg)	25 / 23.2	25 / 23.2	35.4 / 32.7	45.9 / 42.9	
Connections	Liquid phase pipe diameter	1 / 4"	1 / 4"	1 / 4"	3 / 8"
	Gas phase pipe diameter	3 / 8"	3 / 8"	1 / 2"	5 / 8"
	Maximum pipe length (m)	25	25	30	50
	Maximum height difference (m)	10	10	20	25
	Pre-filled pipe length (m)	5	5	5	5
Gas refill (g / m)	12	12	12	24	
Power Supply	Power interconnect cable (mm ²)	5 x 1.5	5 x 1.5	5 x 1.5	5 x 1.5
	Power Supply IU / OU 220-240 V / 1 / 50 Hz (mm ²)	3 x 1.5	3 x 1.5	3 x 1.5	3 x 2.5

BIO FILTRATION SYSTEM

It is composed of special biological enzyme and eco filters that trap dust, neutralise and destroy bacteria, fungi and microbes.



REMOTE CONTROL

The M Design series allows to control the air conditioners wherever you are, with the addition of a Wi-Fi module. V-Smart technology in this series of air conditioners does not only focus on management, but delivers a complete solution depending on the daily needs of consumers.



Wall split system Q Design

A++ Cooling SEER 7.4
A+ Heating SCOP 4.0



ENERGY SAVING



R32 gas



Night mode



1.0 W Standby



Energy saving mode

HEALTH



Dust filter



Self-cleaning



Anti-corrosion protection - gold coating



Catalyst filter

RELIABILITY



Cooling at a temp. of -15 °C



Heating at a temp. of -15 °C



3D DC Inverter



Error detection and display



The protective cover of the valve



Intelligent defrosting



Operation at low voltage



Refrigerant leak detection sensor

COMFORT AND CONVENIENCE



Last mode memory



Timer



Louver position memory



3 air flow speeds



Automatic operating mode



Turbo



Manual control



Two-way condensate drain hose



Auto swing



Soft start



I Feel function



Digital display

Model	ACP-09CH25AEQIs R32	ACP-12CH35AEQIs R32	ACP-18CH50AEQIs R32	ACP-24CH70AEQIs R32	
Cooling	Capacity (W)	2638 (909-3400)	3517 (1114-4162)	5275 (3101-5832)	7034 (2081-7913)
	Energy efficiency class	A++	A++	A++	A++
	Energy Efficiency SEER	6.3	6.1	7.4	6.1
	Cooling operating range	-15 °C ≤ T ≤ 50 °C	-15 °C ≤ T ≤ 50 °C	-15 °C ≤ T ≤ 50 °C	-15 °C ≤ T ≤ 50 °C
	Estimated load on cooling (W)	2800	3600	5200	7000
Power input (W)	732 (100-1240)	1213 (130-1580)	1550 (560-2050)	2600 (420-3150)	
Heating	Capacity (W)	2930 (820-3370)	3810 (1084-4220)	5570 (3100-5850)	7330 (1610-7910)
	Energy efficiency class	A+	A+	A+	A+
	Energy Efficiency SCOP	4.0	4.0	4.0	4.0
	Heating operating range	-15 °C ≤ T ≤ 30 °C	-15 °C ≤ T ≤ 30 °C	-15 °C ≤ T ≤ 30 °C	-15 °C ≤ T ≤ 30 °C
	Estimated load on heating (W)	2600	2700	4100	4800
Power input (W)	733 (120-1200)	1088 (100-1680)	1570 (780-2000)	2400 (300-2750)	
Indoor unit	Air flow (m³ / h) - HI / MID / LOW	466 / 360 / 325	540 / 430 / 314	840 / 680 / 540	980 / 817 / 662
	Dehumidifying capacity (L / h)	1.0	1.2	1.8	2.4
	Noise - Sound Pressure (dB (A)) - HI / MID / LOW / SI	38.5 / 32 / 25 / 21	40.5 / 34.5 / 25 / 21	42.5 / 36 / 26 / 20	45 / 40.5 / 36 / 30
	Sound power level (dB)	≤ 54	≤ 55	≤ 56	≤ 59
	Packaging dimensions (mm)	870 x 270 x 365	870 x 270 x 365	1035 x 295 x 385	1120 x 405 x 315
	Product dimensions (mm)	805 x 194 x 285	805 x 194 x 285	957 x 213 x 302	1040 x 220 x 327
	Gross / net weight (kg)	9.7 / 7.6	9.8 / 7.6	13 / 10	15.8 / 12.3
Outdoor unit	Noise - Sound Pressure (dB (A))	≤ 55.5	≤ 56	≤ 56	≤ 59
	Sound power level (dB)	≤ 62	≤ 63	≤ 63	≤ 67
	Refrigerant	R32	R32	R32	R32
	Bracket distance (mm)	452	452	511	663
	Packaging dimensions (mm)	835 x 300 x 540	835 x 300 x 540	915 x 370 x 615	995 x 398 x 740
	Product dimensions (mm)	720 x 270 x 495	720 x 270 x 495	805 x 330 x 554	890 x 342 x 673
	Gross / net weight (kg)	25 / 23.2	25 / 23.2	35.4 / 32.7	45.9 / 42.9
Connections	Liquid phase pipe diameter	1 / 4"	1 / 4"	1 / 4"	3 / 8"
	Gas phase pipe diameter	3 / 8"	3 / 8"	1 / 2"	5 / 8"
	Maximum pipe length (m)	25	25	30	50
	Maximum height difference (m)	10	10	20	25
	Pre-filled pipe length (m)	5	5	5	5
Gas refill (g / m)	12	12	12	24	
Power Supply	Power interconnect cable (mm²)	5 x 1.5	5 x 1.5	5 x 1.5	5 x 1.5
	Power Supply IU / OU 220-240 V / 1 / 50 Hz (mm²)	3 x 1.5	3 x 1.5	3 x 1.5	3 x 2.5



SELF-CLEANING

After switching off the air conditioner, the Indoor unit continues to operate, drying and cleaning the remaining condensate, thus protecting health.

FOLLOW ME FUNCTION

The FOLLOW ME function recognizes whether people are present in the room and, based on that, adjusts the power and direction of air exhaust, thus enabling optimal use of air conditioning.



Wall split system **X Design**

A++ Cooling SEER 6.1
A+ Heating SCOP 4.0



ENERGY SAVING



R32 gas



Night mode



1.0 W Standby



Energy saving mode

HEALTH



Dust filter



Self-cleaning



Anti-corrosion protection - gold coating



Catalyst filter

RELIABILITY



Cooling at a temp. of -15°C



Heating at a temp. of -15°C



3D DC Inverter



Error detection and display



The protective cover of the valve



Intelligent defrosting



Operation at low voltage



Refrigerant leak detection sensor

COMFORT AND CONVENIENCE



Last mode memory



Timer



Louver position memory



3 air flow speeds



Automatic operating mode



Turbo



Manual control



Two-way condensate drain hose



Auto swing



Soft start



I Feel function



Digital display

Self-cleaning

After switching off, the indoor unit rotates the fan in the opposite direction to remove condensed water and thus self-cleans, effectively preventing the growth of bacteria and viruses.



Model

ACP-12CH35AEXis R32

Cooling

Capacity (W)	3517 (1114~4162)
Energy efficiency class	A++
Energy Efficiency SEER	6.1
Cooling operating range	-15 °C ≤ T ≤ 50 °C
Estimated load on cooling (W)	3600
Power input (W)	1213 (130~1580)

Heating

Capacity (W)	3810 (1084~4220)
Energy efficiency class	A+
Energy Efficiency SCOP	4.0
Heating operating range	-15 °C ≤ T ≤ 30 °C
Estimated load on heating (W)	2700
Power input (W)	1088 (100~1680)

Indoor unit

Air flow (m ³ / h) - HI / MID / LOW	540 / 430 / 314
Dehumidifying capacity (L / h)	1.2
Noise - Sound Pressure (dB (A)) - HI / MID / LOW / SI	40.5 / 34.5 / 25 / 21
Sound power level (dB)	≤ 55
Packaging dimensions (mm)	870 x 270 x 365
Product dimensions (mm)	805 x 194 x 285
Gross / net weight (kg)	9.8 / 7.6

Outdoor unit

Noise - Sound Pressure (dB (A))	≤ 56
Sound power level (dB)	≤ 63
Refrigerant	R32
Bracket distance (mm)	452
Packaging dimensions (mm)	835 x 300 x 540
Product dimensions (mm)	720 x 270 x 495
Gross / net weight (kg)	25 / 23.2

Connections

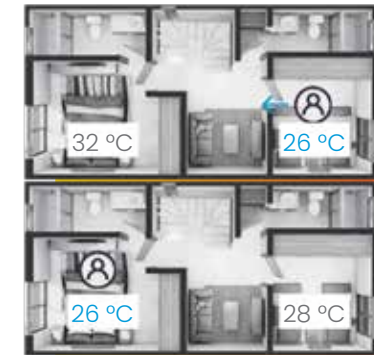
Liquid phase pipe diameter	1 / 4"
Gas phase pipe diameter	3 / 8"
Maximum pipe length (m)	25
Maximum height difference (m)	10
Pre-filled pipe length (m)	5
Gas refill (g / m)	12

Power Supply

Power interconnect cable (mm ²)	5 x 1.5
Power Supply IU / OU 220-240 V / 1 / 50 Hz (mm ²)	3 x 1.5

MORE PLEASANT COOLING AND HEATING

The built-in temperature sensor in the remote control detects the ambient temperature level and adjusts the room temperature more precisely to provide more comfortable cooling or heating, tailored to the user's needs.



A more pleasant sleep with a quiet operation

The quiet operation of the air conditioner, crucial for a more comfortable and invigorating sleep, is ensured by a low noise level of only 21 dB, which is equivalent to the volume of whispers or the sound of leaves.





**Mono split
commercial
systems
DC inverter**

3D air flow

VIVAX air conditioning solutions combine vertical and horizontal automatic blowing for equally and comfortable air flow in the room. With 3D airflow, cold or heated air reaches every corner of the room, providing a high level of comfort. With cassette units from 7.0 kW and more, each louver can be operated separately.



WIDE RANGE OF CAPACITY OF THE DEVICES

VIVAX has the right solution for both residential and commercial spaces, regardless of the size or shape of the space to be air-conditioned. VIVAX commercial air conditioners come with a wide range of nominal capacity of outdoor units from 3.52 kW to 18.17 kW, which allows a wide application of these devices.

Twin system - more combinations than before

Air conditioning units can be installed in a twin system with 2 indoor units of the same type and size connected to one outdoor unit, which is twice the size of the indoor unit. This feature helps to improve the air distribution inside the room.

In a twin system, one of the indoor units must be set up as the main unit and the other as the secondary unit. Only the main unit can be controlled, while the secondary takes over the main unit settings.



Floor split system

CT AERI

A++ Cooling SEER 7.3
A+ Heating SCOP 4.0



ENERGY SAVING



R32 gas



Night mode



ECO mode



Dust filter



Self-cleaning



1.0 W Standby



Energy saving mode



Anti-corrosion protection - gold coating

HEALTH

RELIABILITY



Cooling at a temp. of -15°C



Heating at a temp. of -20°C



3D DC Inverter



Error detection and display



Refrigerant leak detection sensor



Emergency function



The protective cover of the valve



Chasis heating belt



Compressor heating belt



Intelligent defrosting



Operation at low voltage

COMFORT AND CONVENIENCE



Last mode memory



Timer



Louver position memory



Mono and multi compatibility



3 air flow speeds



Heating at 8°C



Automatic operating mode



Turbo



Digital display



Wired control device



Manual control



I Feel function



Silent operation



Two-way condensate drain hose



Auto swing



Smart airflow



Soft start



Wi-Fi ready

Model	ACP-12CT35AERI+ R32	ACP-18CT50AERI+ R32	
Cooling	Capacity (W)	3520 (770~4100)	5000 (2640~5300)
	Energy efficiency class	A++	A++
	Energy Efficiency SEER	7.3	6.5
	Cooling operating range	-15 °C ≤ T ≤ 50 °C	-15 °C ≤ T ≤ 50 °C
	Estimated load on cooling (W)	3500	5000
Power input (W)	1000 (170~1350)	1500 (650~1950)	
Heating	Capacity (W)	980 (150~1300)	1420 (600~1900)
	Energy efficiency class	A+	A+
	Energy Efficiency SCOP	4.0	4.0
	Heating operating range	-20 °C ≤ T ≤ 24 °C	-20 °C ≤ T ≤ 24 °C
	Estimated load on heating (W)	2600	4000
Power input (W)	1090 (149~1418)	1548 (606~1816)	
Indoor unit	Air flow (m³ / h) - HI / MID / LOW	650 / 580 / 490	780 / 690 / 600
	Dehumidifying capacity (L / h)	1.2	1.8
	Noise - Sound Pressure (dB (A)) - HI / MID / LOW	37 / 34 / 27	41 / 38 / 32
	Sound power level (dB)	≤ 54	≤ 55
	Packaging dimensions (mm)	865 x 280 x 719	865 x 280 x 719
	Product dimensions (mm)	794 x 206 x 621	794 x 206 x 621
	Gross / net weight (kg)	18.8 / 14.9	18.8 / 14.9
Outdoor unit	Noise - Sound Pressure (dB (A))	≤ 54	≤ 55
	Sound power level (dB)	≤ 62	≤ 63
	Refrigerant	R32	R32
	Bracket distance (mm)	452	511
	Packaging dimensions (mm)	887 x 337 x 610	915 x 370 x 615
	Product dimensions (mm)	765 x 303 x 555	805 x 330 x 554
	Gross / net weight (kg)	29 / 26.6	35.2 / 32.5
Connections	Liquid phase pipe diameter	1 / 4"	1 / 4"
	Gas phase pipe diameter	3 / 8"	1 / 2"
	Maximum pipe length (m)	25	30
	Maximum height difference (m)	10	20
	Pre-filled pipe length (m)	5	5
Gas refill (g / m)	12	12	
Interconnect cable	Outdoor unit power supply (mm²)	3 x 1.5	3 x 2.5
	Indoor unit power supply (mm²)	3 x 1.5	3 x 1.5
	Connection (mm²)	4 x 1.5	4 x 1.5
	Power Supply	~220~240 V / 1 / 50 Hz; Indoor unit	



Double air exhaust

Floor split systems have air exhaust on two sides for even more efficient heating and cooling. Deflectors intelligently direct cold air up and hot air down, to set the perfect temperature quickly and efficiently without blowing air directly at the people in the room.





Floor-ceiling split system

CF AERI

A++ Cooling SEER 6.4
A+ Heating SCOP 4.1



ENERGY SAVING



R32 gas



Night mode



ECO mode



Dust filter



Self-cleaning



1.0 W Standby



Energy saving mode



Anti-corrosion protection - gold coating

HEALTH

RELIABILITY



Cooling at a temp. of -15 °C



Heating at a temp. of -20 °C



3D DC Inverter



Error detection and display



Refrigerant leak detection sensor



Emergency function



The protective cover of the valve



Chasis heating belt



Compressor heating belt



Intelligent defrosting



Operation at low voltage

COMFORT AND CONVENIENCE



Last mode memory



Timer



Louver position memory



Mono and multi compatibility



3 air flow speeds



Heating at 8 °C



Automatic operating mode



Turbo



Digital display



Wired control device



Manual control



I Feel function



Silent operation



Two-way condensate drain hose



Auto swing



Smart airflow



Soft start



Wi-Fi ready

	Model	ACP-18CF50AERI+ R32	ACP-24CF70AERI+ R32	ACP-36CF105AERI+ R32	ACP-48CF140AERI+ R32	ACP-55CF160AERI+ R32
Cooling	Capacity (W)	5280 (2710-5860)	7030 (3220-7770)	10550 (2730-11780)	14070 (3520-15240)	15830 (4100-16710)
	Energy efficiency class	A++	A++	A++	A++	A++
	Energy Efficiency SEER	6.2	6.1	6.4	6.1	6.1
	Cooling operating range	-15 °C ≤ T ≤ 50 °C	-15 °C ≤ T ≤ 50 °C	-15 °C ≤ T ≤ 50 °C	-15 °C ≤ T ≤ 50 °C	-15 °C ≤ T ≤ 50 °C
	Estimated load on cooling (W)	5400	7200	10500	14000	15500
Power input (W)	1450 (670-2027)	2300 (747-2930)	4000 (890-4300)	5000 (900-5950)	5650 (1100-6650)	
Heating	Capacity (W)	5570 (2420-6300)	7620 (2720-8290)	11720 (2810-12780)	16120 (4100-17000)	18170 (4400-19640)
	Energy efficiency class	A+	A+	A+	A+	A+
	Energy Efficiency SCOP	4.0	4.0	4.1	4.0	4.0
	Heating operating range	-20 °C ≤ T ≤ 24 °C	-20 °C ≤ T ≤ 24 °C	-20 °C ≤ T ≤ 24 °C	-20 °C ≤ T ≤ 24 °C	-20 °C ≤ T ≤ 24 °C
	Estimated load on heating (W)	4000	5500	8600	11200	11900
Power input (W)	1500 (540-1640)	2050 (650-2850)	3350 (780-3950)	5100 (1000-6050)	6050 (1050-7100)	
Indoor unit	Air flow (m³ / h) - HI / MID / LOW / SI	958 / 839 / 723	1192 / 1023 / 853	1955 / 1728 / 1504	2100 / 1850 / 1600	2200 / 1950 / 1650
	Dehumidifying capacity (L / h)	1.8	2.4	3.6	4.8	5.5
	Noise - Sound Pressure (dB (A)) - HI / MID / LOW / SI	43.5 / 41 / 36.5 / 24	49 / 46 / 43 / 32	51 / 47.5 / 44.5 / 39	53 / 50 / 45 / 36	54 / 50.5 / 46.5 / 38
	Sound power level (dB)	≤ 57	≤ 55	≤ 64	≤ 67	≤ 67
	Packaging dimensions (mm)	1145 x 755 x 318	1145 x 755 x 318	1725 x 755 x 318	1725 x 755 x 318	1725 x 755 x 318
	Product dimensions (mm)	1068 x 675 x 235	1068 x 675 x 235	1650 x 675 x 235	1650 x 675 x 235	1650 x 675 x 235
	Gross / net weight (kg)	33.3 / 28	33.1 / 28	48 / 41.5	48.5 / 41.7	49.2 / 42.3
Outdoor unit	Noise - Sound Pressure (dB (A))	≤ 56	≤ 61	≤ 61	≤ 66	≤ 68
	Sound power level (dB)	≤ 65	≤ 66	≤ 70	≤ 73	≤ 73
	Refrigerant	R32	R32	R32	R32	R32
	Bracket distance (mm)	511	663	673	634	634
	Packaging dimensions (mm)	915 x 370 x 615	995 x 398 x 740	1090 x 500 x 885	1095 x 495 x 1480	1095 x 495 x 1480
	Product dimensions (mm)	805 x 330 x 554	890 x 342 x 673	946 x 410 x 810	952 x 415 x 1333	952 x 415 x 1333
	Gross / net weight (kg)	35.2 / 32.5	46.9 / 43.9	85 / 80.5	118.3 / 103.7	121.2 / 107
Connections	Liquid phase pipe diameter	1 / 4"	3 / 8"	3 / 8"	3 / 8"	3 / 8"
	Gas phase pipe diameter	1 / 2"	5 / 8"	5 / 8"	5 / 8"	5 / 8"
	Maximum pipe length (m)	30	50	75	75	75
	Maximum height difference (m)	20	25	30	30	30
	Pre-filled pipe length (m)	5	5	5	5	5
	Gas refill (g / m)	12	24	24	24	24
Interconnect cable	Outdoor unit power supply (mm²)	3 x 2.5	3 x 2.5	5 x 2.5	5 x 2.5	5 x 2.5
	Indoor unit power supply (mm²)	3 x 1.5	3 x 1.5	3 x 1.5	3 x 1.5	3 x 1.5
	Connection (mm²)	4 x 1.5	4 x 1.5	4 x 1.5	4 x 1.5	4 x 1.5
Power Supply		-220-240 V / 1 / 50 Hz; IU		-220-240 V / 1 / 50 Hz IU, -380-415 V / 3 / 50 Hz OU		

LARGE AIR FLOW

The unit has the function of horizontal exhaust and automatic vertical exhaust, which ensures a more even and comfortable air flow.

POSSIBILITY OF FRESH AIR SUPPLY

Clean air from outside can be brought into the room through pipes, keeping the air in the room fresh and healthy.



360° EXHAUST

The 4-way ceiling exhaust allows 360 ° air flow. Each louver can be operated separately. When the air conditioner is restarted, the louvers return to the previously used position so that the usual preferred settings can be enjoyed.


NEW PANEL DESIGN

The new panel design and indoor unit fan ensure optimized aerodynamic performance and improved noise reduction to whisper volume levels.

Cassette split system

CC AERI

A++ Cooling SEER 6.6
A+ Heating SCOP 4.1



ENERGY SAVING



R32 gas



Night mode



ECO mode



Dust filter



Self-cleaning



1.0 W Standby



Energy saving mode



Anti-corrosion protection - gold coating

HEALTH

RELIABILITY



Cooling at a temp. of -15 °C



Heating at a temp. of -20 °C



3D DC Inverter



Error detection and display



Refrigerant leak detection sensor



Emergency function



The protective cover of the valve



Chasis heating belt



Compressor heating belt



Intelligent defrosting



Operation at low voltage

COMFORT AND CONVENIENCE



Last mode memory



Timer



Louver position memory



Mono and multi compatibility



3 air flow speeds



Heating at 8 °C



Automatic operating mode



Turbo



Digital display



Condensate drain pump



Wired control device



Manual control



I Feel function



Silent operation



Two-way condensate drain hose



Auto swing



Strong air flow



Soft start



Wi-Fi ready

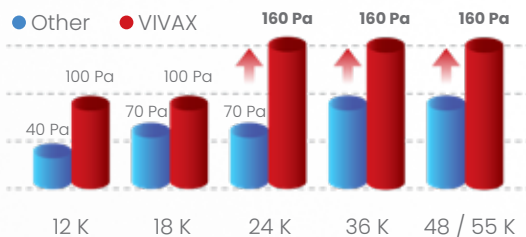


360° air flow

Model	ACP-12CC35AERI+ R32	ACP-18CC50AERI+ R32	ACP-24CC70AERI+ R32	ACP-36CC105AERI+ R32	ACP-48CC140AERI+ R32	ACP-55CC160AERI+ R32	
Cooling	Capacity (W)	3520 (850-4110)	5280 (2900-5590)	7030 (3300-7910)	10550 (2700-11430)	14070 (3520-15830)	15240 (4100-16710)
	Energy efficiency class	A++	A++	A++	A++	A++	A++
	Energy Efficiency SEER	6.6	6.3	6.2	6.4	6.1	6.3
	Cooling operating range	-15 °C ≤ T ≤ 50 °C	-15 °C ≤ T ≤ 50 °C	-15 °C ≤ T ≤ 50 °C	-15 °C ≤ T ≤ 50 °C	-15 °C ≤ T ≤ 50 °C	-15 °C ≤ T ≤ 50 °C
	Estimated load on cooling (W)	3500	5300	7000	10500	14000	15300
	Power input (W)	1010 (168-1434)	1633 (720-2088)	2320 (780-2748)	4000 (890-4150)	4650 (800-5900)	5000 (980-6200)
Heating	Capacity (W)	3810 (470-4310)	5570 (2370-6100)	7620 (2810-8940)	11140 (2780-12660)	16120 (4100-17290)	18170 (4400-19930)
	Energy efficiency class	A+	A+	A+	A+	A+	A+
	Energy Efficiency SCOP	4.1	4.0	4.0	4.0	4.0	4.0
	Heating operating range	-20 °C ≤ T ≤ 24 °C	-20 °C ≤ T ≤ 24 °C	-20 °C ≤ T ≤ 24 °C	-20 °C ≤ T ≤ 24 °C	-20 °C ≤ T ≤ 24 °C	-20 °C ≤ T ≤ 24 °C
	Estimated load on heating (W)	2700	4200	6000	8200	11000	11900
	Power input (W)	1019 (124-1376)	1540 (700-1930)	1900 (610-2700)	3000 (780-4000)	4580 (900-5500)	5550 (1020-6700)
Indoor unit	Air flow (m³ / h) - HI / MID / LOW	620 / 510 / 420	720 / 620 / 500	1300 / 1140 / 1000	1800 / 1600 / 1400	1970 / 1780 / 1580	2000 / 1850 / 1650
	Dehumidifying capacity (L / h)	1.2	1.8	2.4	3.6	4.8	5.5
	Noise - Sound Pressure (dB (A)) - HI / MID / LOW / SI	41 / 36 / 33 / 25.5	43 / 39.5 / 35.5 / 29	45.5 / 42.5 / 39.5 / 27	50 / 47.5 / 44.5 / 39	51 / 48.5 / 46.5 / 37.5	53 / 50.5 / 48 / 40
	Sound power level (dB)	≤ 56	≤ 57	≤ 57	≤ 63	≤ 65	≤ 65
	Product packaging dimensions (mm)	662 x 662 x 317	662 x 662 x 317	910 x 910 x 250	910 x 910 x 290	910 x 910 x 330	910 x 910 x 330
	Panel packaging dimensions (mm)	715 x 715 x 123	715 x 715 x 123	1035 x 1035 x 90	1035 x 1035 x 90	1035 x 1035 x 90	1035 x 1035 x 90
	Product dimensions (mm)	570 x 570 x 260	570 x 570 x 260	830 x 830 x 205	830 x 830 x 245	830 x 830 x 287	830 x 830 x 287
	Panel dimension (mm)	647 x 647 x 50	647 x 647 x 50	950 x 950 x 55	950 x 950 x 55	950 x 950 x 55	950 x 950 x 55
	Gross / net product weight (kg)	20.4 / 16.3	20.6 / 16	25.4 / 21.6	31.2 / 27.2	33.5 / 29.3	33.5 / 29.3
	Gross / net panel weight (kg)	4.5 / 2.5	4.5 / 2.5	9 / 6	9 / 6	9 / 6	9 / 6
Outdoor unit	Noise - Sound Pressure (dB (A))	≤ 60	≤ 63	≤ 67	≤ 70	≤ 73	≤ 73
	Sound power level (dB)	≤ 60	≤ 63	≤ 67	≤ 70	≤ 73	≤ 73
	Refrigerant	R32	R32	R32	R32	R32	R32
	Bracket distance (mm)	452	511	663	673	634	634
	Packaging dimensions (mm)	887 x 337 x 610	915 x 370 x 615	995 x 398 x 740	1090 x 500 x 885	1095 x 495 x 1480	1095 x 495 x 1480
	Product dimensions (mm)	765 x 303 x 555	805 x 330 x 554	890 x 342 x 673	946 x 410 x 810	952 x 415 x 1333	952 x 415 x 1333
	Gross / net weight uredaja (kg)	29 / 26.6	35.2 / 32.5	46.9 / 43.9	85 / 80.5	118.3 / 103.7	121.2 / 107
Connections	Liquid phase pipe diameter	1 / 4"	1 / 4"	3 / 8"	3 / 8"	3 / 8"	3 / 8"
	Gas phase pipe diameter	3 / 8"	1 / 2"	5 / 8"	5 / 8"	5 / 8"	5 / 8"
	Maximum pipe length (m)	25	30	50	75	75	75
	Maximum height difference (m)	10	20	25	30	30	30
	Pre-filled pipe length (m)	5	5	5	5	5	5
	Gas refill (g / m)	12	12	24	24	24	24
Interconnect cable	Outdoor unit power supply (mm²)	3 x 1.5	3 x 2.5	3 x 2.5	5 x 2.5	5 x 2.5	5 x 2.5
	Indoor unit power supply (mm²)	3 x 1.5	3 x 1.5	3 x 1.5	3 x 1.5	3 x 1.5	3 x 1.5
	Connection (mm²)	4 x 1.5	4 x 1.5	4 x 1.5	4 x 1.5	4 x 1.5	4 x 1.5
	Power supply	~220-240 V / 1 / 50 Hz; Indoor and outdoor unit			~220-240 V / 1 / 50Hz IU, ~380-415 V / 3 / 50Hz OU		

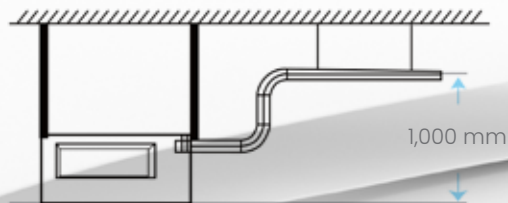
STATIC PRESSURE

Maximum static pressure is 160 Pa.



BUILT-IN CONDENSATE DRAIN PUMP

The drain pump raises condensate up to 1,000 mm.



Duct split system

DT AERI

A++ Cooling SEER 6.5
A+ Heating SCOP 4.0

ENERGY SAVING

- R32 gas
- Night mode
- ECO mode
- 1.0 W Standby
- Energy saving mode

HEALTH

- Dust filter
- Self-cleaning
- Anti-corrosion protection - gold coating

RELIABILITY

- Cooling at a temp. of -15 °C
- Heating at a temp. of -20 °C
- 3D DC Inverter
- Error detection and display
- Refrigerant leak detection sensor
- Emergency function
- The protective cover of the valve
- Chasis heating belt
- Compressor heating belt
- Intelligent defrosting
- Operation at low voltage

COMFORT AND CONVENIENCE

- Last mode memory
- Timer
- Louver position memory
- Mono and multi compatibility
- 3 air flow speeds
- Heating at 8 °C
- Automatic operating mode
- Turbo
- Digital display
- Condensate drain pump
- Wired control device
- Manual control
- I Feel function
- Silent operation
- Two-way condensate drain hose
- Auto swing
- Strong air flow
- Soft start
- Wi-Fi ready

Model	ACP-12DT35AERI+ R32	ACP-18DT50AERI+ R32	ACP-24DT70AERI+ R32	ACP-36DT105AERI+ R32	ACP-48DT140AERI+ R32	ACP-55DT160AERI+ R32	
Cooling	Capacity (W)	3520 (530-3990)	5280 (2550-5860)	7030 (3280-8160)	10550 (2730-11780)	14070 (3520-15530)	15240 (4100-17290)
	Energy efficiency class	A++	A++	A++	A++	A++	A++
	Energy Efficiency SEER	6.3	6.5	6.2	6.1	6.1	6.1
	Cooling operating range	-15 °C ≤ T ≤ 50 °C	-15 °C ≤ T ≤ 50 °C	-15 °C ≤ T ≤ 50 °C	-15 °C ≤ T ≤ 50 °C	-15 °C ≤ T ≤ 50 °C	-15 °C ≤ T ≤ 50 °C
	Estimated load on cooling (W)	3500	5400	7100	10600	14000	15300
	Power input (W)	1053 (155-1373)	1530 (710-2150)	2190 (750-2960)	4000 (890-4200)	4800 (880-6000)	5250 (1030-6650)
Heating	Capacity (W)	3810 (1000-4390)	5570 (2200-6150)	7620 (2810-8490)	11720 (2780-12840)	16120 (4100-18170)	18170 (4400-20520)
	Energy efficiency class	A+	A+	A+	A+	A+	A+
	Energy Efficiency SCOP	4.0	4.0	4.0	4.0	4.0	4.0
	Heating operating range	-20 °C ≤ T ≤ 24 °C	-20 °C ≤ T ≤ 24 °C	-20 °C ≤ T ≤ 24 °C	-20 °C ≤ T ≤ 24 °C	-20 °C ≤ T ≤ 24 °C	-20 °C ≤ T ≤ 24 °C
	Estimated load on heating (W)	2700	4300	5400	8800	11500	12500
	Power input (W)	1038 (302-1390)	1510 (740-1760)	1900 (640-2580)	3250 (780-4000)	4500 (950-5700)	5150 (950-6600)
Indoor unit	Air flow (m³ / h) - HI / MID / LOW	600 / 480 / 300	911 / 706.3 / 515.2	1229 / 1035 / 825.1	2100 / 1800 / 1500	2400 / 2040 / 1680	2600 / 2210 / 1820
	Dehumidifying capacity (L / h)	1.2	1.8	2.4	3.6	4.8	5.5
	Noise - Sound Pressure (dB (A)) - HI / MID / LOW / SI	34.5 / 30.5 / 29 / 23	41 / 38 / 34 / 26	42 / 40 / 37 / 27	49.5 / 48 / 46 / 42.5	50 / 49 / 47 / 42	52.5 / 51 / 49 / 47
	Sound power level (dB)	≤ 57	≤ 58	≤ 61	≤ 61	≤ 66	≤ 66
	Packaging dimensions (mm)	860 x 540 x 285	1070 x 725 x 280	1305 x 805 x 315	1570 x 805 x 330	1405 x 915 x 365	1405 x 915 x 365
	Product dimensions (mm)	700 x 506 x 200	880 x 674 x 210	1100 x 774 x 249	1360 x 774 x 249	1200 x 874 x 300	1200 x 874 x 300
	Gross / net weight (kg)	21.5 / 17.8	29.6 / 24.4	39.1 / 32.3	48.2 / 40.5	55.8 / 47.6	56.1 / 47.4
Outdoor unit	Noise - Sound Pressure (dB (A))	≤ 55.5	≤ 55	≤ 62	≤ 65	≤ 66	≤ 66
	Sound power level (dB)	≤ 61	≤ 65	≤ 67	≤ 70	≤ 73	≤ 74
	Refrigerant	R32	R32	R32	R32	R32	R32
	Bracket distance (mm)	452	511	663	673	634	634
	Packaging dimensions (mm)	887 x 337 x 610	915 x 370 x 615	995 x 398 x 740	1090 x 500 x 885	1095 x 495 x 1480	1095 x 495 x 1480
	Product dimensions (mm)	765 x 303 x 555	805 x 330 x 554	890 x 342 x 673	946 x 410 x 810	952 x 415 x 1333	952 x 415 x 1333
	Gross / net weight (kg)	29 / 26.6	35.2 / 32.5	46.9 / 43.9	85 / 80.5	118.3 / 103.7	121.2 / 107
Connections	Liquid phase pipe diameter	1 / 4"	1 / 4"	3 / 8"	3 / 8"	3 / 8"	3 / 8"
	Gas phase pipe diameter	3 / 8"	1 / 2"	5 / 8"	5 / 8"	5 / 8"	5 / 8"
	Maximum pipe length (m)	25	30	50	75	75	75
	Maximum height difference (m)	10	20	25	30	30	30
	Pre-filled pipe length (m)	5	5	5	5	5	5
	Gas refill (g / m)	12	12	24	24	24	24
Interconnect cable	Outdoor unit power supply (mm²)	3 x 2.5	3 x 2.5	3 x 2.5	5 x 2.5	5 x 2.5	5 x 2.5
	Indoor unit power supply (mm²)	3 x 1.5	3 x 1.5	3 x 1.5	3 x 1.5	3 x 1.5	3 x 1.5
	Connection (mm²)	4 x 1.5	4 x 1.5	4 x 1.5	4 x 1.5	4 x 1.5	4 x 1.5
Power Supply	~220-240 V / 1 / 50 Hz; Indoor and outdoor unit			~220-240 V / 1 / 50 Hz IU, ~380-415 V / 3 / 50 Hz OU			





Self-standing floor split system

FS AERI

A++ Cooling SEER 6.1
A+ Heating SCOP 4.0



ENERGY SAVING



HEALTH



Anti-corrosion protection - gold coating

RELIABILITY



Emergency function
The protective cover of the valve

Intelligent defrosting
Operation at low voltage

COMFORT AND CONVENIENCE



Manual control
Silent operation
Two-way condensate drain hose

Auto swing
Strong air flow
Soft start

Model	ACP-24FS70AERI R410a	ACP-48FS140AERI R32	ACP-55FS160AERI R410a	
Cooling	Capacity (W)	7030 (690-8530)	14067 (3517-15679)	16120 (4840-18540)
	Energy efficiency class	A++	A++	A++
	Energy Efficiency SEER	6,1	6,1	6,1
	Cooling operating range	17 °C ≤ T ≤ 30 °C	-15 °C ≤ T ≤ 50 °C	-15 °C ≤ T ≤ 50 °C
	Estimated load on cooling (W)	7000	14100	15500
Power input (W)	2340 (570-3600)	4950 (900-5950)	5970 (1493-7726)	
Heating	Capacity (W)	7620 (1520-8650)	16119 (4103-17877)	17000 (5100-20400)
	Energy efficiency class	A+	A+	A+
	Energy Efficiency SCOP	4,0	4,0	4,0
	Heating operating range	0 °C ≤ T ≤ 30 °C	-15 °C ≤ T ≤ 24 °C	-15 °C ≤ T ≤ 24 °C
	Estimated load on heating (W)	5700	11100	12200
Power input (W)	2000 (1450-3150)	5100 (1000-6200)	4709 (1177-6094)	
Indoor unit	Air flow (m³ / h) - HI / MID / LOW	990 / 760 / 640	2413 / 2222 / 2027	2285 / 1927 / 1479
	Dehumidifying capacity (L / h)	2.4	4.8	5.5
	Noise - Sound Pressure (dB (A)) - HI / MID / LOW	39.5 / 37.5 / 34.5	53 / 49 / 47	58 / 54 / 49
	Sound power level (dB)	≤ 59	≤ 67	≤ 67
	Packaging dimensions (mm)	2000 x 510 x 490	2050 x 750 x 575	2050 x 745 x 545
	Product dimensions (mm)	405 x 405 x 1775	1935 x 629 x 456	610 x 390 x 1925
	Gross / net weight (kg)	38.4 / 29.9	59 / 77	69.8 / 60.8
Outdoor unit	Noise - Sound Pressure (dB (A))	≤ 58.5	≤ 63	≤ 62.5
	Sound power level (dB)	≤ 68	≤ 73	≤ 74
	Refrigerant	R410a	R32	R410a
	Bracket distance (mm)	663	634	634
	Packaging dimensions (mm)	995 x 398 x 740	1095 x 495 x 1480	1095 x 500 x 1470
	Product dimensions (mm)	890 x 342 x 673	952 x 415 x 1333	952 x 410 x 1333
Gross / net weight (kg)	47.9 / 44.7	118.3 / 103.7	126 / 112.8	
Connections	Liquid phase pipe diameter	1/4"	3/8"	3/8"
	Gas phase pipe diameter	1/2"	5/8"	5/8"
	Maximum pipe length (m)	50	65	65
	Maximum height difference (m)	25	30	30
	Pre-filled pipe length (m)	5	5	5
Gas refill (g / m)	24	24	24	
Interconnect cable	Outdoor unit power supply (mm²)	3 x 2.5	5 x 2.5	3 x 2.5
	Connection (mm²)	4 x 1.5	4 x 1.5	4 x 1.5
	Power Supply	~220-240 V / 1 / 50 Hz	~380-415 V / 3 / 50 Hz	

Wide application

Self-standing floor air conditioners are designed for large spaces - lobbies of office buildings, restaurants, shops, conference or similar large spaces where it is not possible to use the surface of walls and ceilings to install air conditioning.



A PRACTICAL SOLUTION

They are easy to install and create a strong air flow that is directed by two rows of slats. DC - inverter compressor saves energy and makes temperature control more flexible and accurate.

**Mobile air
conditioning
systems**
Fix Speed





MULTI-DIRECTIONAL WHEELS

Built-in multi-directional wheels on mobile air conditioners make device moving easier.

Practical mobile heating and cooling solution

VIVAX portable air conditioners automatically recycle water condensate from the evaporator to the condenser, so no water collection vessel is required. It is a compact portable solution that saves space. There are 2 ways of installation - through the wall or through the window.

BUILT-IN HEAT PUMP

The heat pump is an excellent alternative to a traditional electric heating system. It uses energy from the environment, is more efficient and provides a higher heating capacity. Thanks to the air that circulates faster, this heating and cooling system guarantees much faster achievement of the optimal air temperature in the room.



R290 - ENVIRONMENTALLY FRIENDLY REFRIGERANT

VIVAX portable air conditioners are not only practical and safe to use, but also environmentally friendly. They use R290, a refrigerant suitable for use in refrigeration and air conditioning. It is a non-toxic gas without ODP (Ozone Depletion Potential) and very low GWP (Global Warming Potential).

Mobile systems

AEG | AEF | AEH

A Cooling EER 2.6
A+ Heating COP 2.8



ENERGY SAVING



0.5 W
Standby

HEALTH



Dust filter



Anti-corrosion
protection –
gold coating

RELIABILITY



Error detection
and display

COMFORT AND CONVENIENCE



Last mode
memory



Timer



Louver
position
memory



3 air flow
speeds



Self-evapora-
ting system



Manual
control



Silent
operation



Auto swing



Multi-directional
wheels

Cooling

Model	ACP-09PT25AEG R290	ACP-12PT35AEFs R290	ACP-12PT35AEHs R290
Capacity (W)	2640	3520	3520
Energy efficiency class	A	A	A
Energy Efficiency EER	2.6	2.6	2.6
Cooling operating range	17 °C ≤ T ≤ 35 °C	17 °C ≤ T ≤ 35 °C	17 °C ≤ T ≤ 35 °C
Power input (W)	1000	1350	1350

Heating

Capacity (W)	-	-	2930
Energy efficiency class	-	-	A+
Energy Efficiency COP	-	-	2.8
Heating operating range	-	-	5 °C ≤ T ≤ 30 °C
Estimated load on heating (W)	-	-	-
Power input (W)	-	-	1045

Indoor unit

Air flow (m³ / h) - HI / MID / LOW	295 / 250 / 205	420 / 370 / 355	420 / 370 / 355
Dehumidifying capacity (L / h)	2.262	3.453	3.376
Noise - Sound Pressure (dB (A)) - HI / MID / LOW	52 / 50 / 47.5	52 / 50.8 / 50.4	52 / 51.3 / 50.6
Sound power level (dB)	≤ 63	≤ 63	≤ 64
Packaging dimensions (mm)	400 x 380 x 870	512 x 442 x 880	512 x 442 x 880
Product dimensions (mm)	355 x 345 x 703	467 x 397 x 765	467 x 397 x 765
Gross / net weight (kg)	27.3 / 24.7	36.2 / 32.5	37 / 33.2

Automatic switching on


In the event of an unexpected power outage, the mobile air conditioner remembers the settings and will restart in the same mode as soon as possible.

ON AND OFF TIMER


The on / off timer allows to turn the air conditioner on and off at any time.

Energy and money savings

VIVAX mobile air conditioners automatically save electricity when they are in standby mode, reducing energy consumption by 75 %, from the usual 2.0 W to 0.5 W.



Multi- split systems DC Inverter



Wide range of options

The wide range of outdoor units and the possibility of connecting 2 to 5 indoor units enable the wide application of these air conditioners with special emphasis on commercial and residential spaces. Indoor units come in 5 different versions: wall, cassette, floor, floor-ceiling and duct. It is possible to choose between 21 different indoor units with a capacity range from 2.22 kW to 7.03 kW.



NEW TECHNOLOGICAL SOLUTIONS OF HIGH ENERGY EFFICIENCY

VIVAX air conditioners are the ideal solution for air conditioning of business or residential space - they are designed to meet the requirements of both the user and the space to be air-conditioned. Durability of the device, reasonable price and A++ class of energy efficiency are the best choice that ranks VIVAX multi split DC inverters among the leading air conditioners in this segment of air conditioning.

Flexible positioning of the outdoor unit

The maximum length of the installation is 80 m high, which allows very easy positioning of the device in relation to the external dimensions of the building. The outdoor unit can easily be placed on the roof of the building or the courtyard side of the building to keep the outdoor appearance intact.

AERI | AEVI | AESI PRO | AEMI



- Ionizer
- Anti-corrosion protection - gold coating
- Heating at temp. of -20°C
- 3D DC Inverter
- Wi-Fi ready
- Mono and multi compatibility

- Operating range up to -20°C
- Heating A+
- Cooling A++
- 3D air flow
- Wi-Fi ready
- Mono and multi compatibility


- Sterilisation at 56°C
- UV light
- 3D DC Inverter
- I Feel function
- Automatic operating mode
- Wi-Fi ready

- Biofilter
- Anti-corrosion protection - gold coating
- 3D DC Inverter
- I Feel function
- Automatic operating mode
- Wi-Fi ready

	Model	ACP-07CH21AEMI/I	ACP-09CH25AERI/I+	ACP-12CH35AERI/I+	ACP-18CH50AERI/I+	ACP-09CH25AESI PRO R32	ACP-09CH25AEVI/I2s	ACP-12CH35AEVI/I2s
Indoor unit	Capacity (W)	2052	2638	3517	5275	2638	2640	3517
	Capacity (W)	2346	2931	3810	5568	2931	3220	3810
	Air flow (m³ / h) - HI / MID / LOW	520 / 460 / 340	460 / 330 / 260	483 / 362 / 303	584 / 477 / 395	460 / 330 / 260	384 / 478 / 558	558 / 478 / 384
	Refrigerant	R32	R32	R32	R32	R32	R32	R32
	Dehumidifying capacity (L / h)	1.0	1.0	1.0	1.2	1.0	1.0	1.2
	Noise - Sound Pressure (dB (A)) - HI / MID / LOW / SI	40 / 30 / 26 / 21	42 / 35 / 25 / 21.5	42 / 35 / 25 / 22	43 / 38 / 33.5 / 28	37 / 32 / 22 / 20	37.5 / 32 / 24 / 21	37.5 / 32 / 30 / 24
	Sound power level (dB)	≤ 54	≤ 56	≤ 56	≤ 57	≤ 54	≤ 51	≤ 51
	Packaging dimensions (mm)	870 x 270 x 360	875 x 285 x 375	875 x 285 x 375	1045 x 305 x 410	790 x 270 x 375	985 x 385 x 265	985 x 385 x 265
	Product dimensions (mm)	805 x 194 x 285	802 x 189 x 297	802 x 189 x 297	965 x 215 x 319	726 x 210 x 219	897 x 312 x 182	897 x 312 x 182
	Gross / net weight (kg)	9.5 / 7.5	10.5 / 8	11.1 / 8.6	11.1 / 8.6	14.2 / 10.9	14.2 / 10.5	14.2 / 10.5
Connection	Liquid phase pipe diameter	1 / 4"	1 / 4"	1 / 4"	1 / 4"	1 / 4"	1 / 4"	1 / 4"
	Gas phase pipe diameter	3 / 8"	3 / 8"	3 / 8"	1 / 2"	3 / 8"	3 / 8"	3 / 8"
Interconnect cable	Connection (mm²)	4 x 1.5	4 x 1.5	4 x 1.5	4 x 1.5	4 x 1.5	4 x 1.5	5 x 1.5
	Power Supply	~220-240 V / 1 / 50 Hz; Outdoor unit						

Floor indoor units

CT AERI



Floor-ceiling indoor units

CF AERI



Model

	ACP-09CT25AERI/i3	ACP-12CT35AERI/i3	ACP-18CT50AERI/i3	
	Capacity (W)	2638	3517	4982
	Cooling operating range	-15 °C ≤ T ≤ 50 °C	-15 °C ≤ T ≤ 50 °C	-15 °C ≤ T ≤ 50 °C
	Capacity (W)	2931	3810	4982
	Heating operating range	-20 °C ≤ T ≤ 24 °C	-20 °C ≤ T ≤ 24 °C	-20 °C ≤ T ≤ 24 °C
Indoor Unit	Air flow (m³ / h) - HI / MID / LOW	650 / 580 / 490	620 / 520 / 420	670 / 620 / 510
	Refrigerant	R32	R32	R32
	Dehumidifying capacity (L / h)	1.0	1.2	1.8
	Noise - Sound Pressure (dB (A)) - HI / MID / LOW	34 / 31 / 24	41.5 / 38 / 33.5	45 / 39 / 36
	Sound power level (dB)	≤ 53	≤ 58	≤ 60
	Packaging dimensions (mm)	865 x 280 x 719	903 x 731 x 295	903 x 731 x 295
	Product dimensions (mm)	794 x 206 x 621	793 x 621 x 200	793 x 621 x 200
	Gross / net weight (kg)	18.8 / 14.9	18.8 / 14.9	18.8 / 14.9
Connections	Liquid phase pipe diameter	1 / 4"	1 / 4"	1 / 4"
	Gas phase pipe diameter	3 / 8"	3 / 8"	1 / 2"
Interconnect cable	Connection (mm²)	4 x 1.5	4 x 1.5	4 x 1.5
	Power Supply	-220-240 V / 1 / 50 Hz; Outdoor unit		

Model

	ACP-18CF50AERI/i3	
	Capacity (W)	5280
	Cooling operating range	-15 °C ≤ T ≤ 50 °C
	Capacity (W)	5570
	Heating operating range	-20 °C ≤ T ≤ 30 °C
Indoor Unit	Air flow (m³ / h) - HI / MID / LOW	958 / 839 / 723
	Refrigerant	R32
	Dehumidifying capacity (L / h)	1.8
	Noise - Sound Pressure (dB (A)) - HI / MID / LOW / SI	43.5 / 41 / 36.5 / 24
	Sound power level (dB)	≤ 57
	Packaging dimensions (mm)	1145 x 755 x 318
	Product dimensions (mm)	1068 x 675 x 235
	Gross / net weight (kg)	33.3 / 28
Connections	Liquid phase pipe diameter	1 / 4"
	Gas phase pipe diameter	1 / 2"
Interconnect cable	Connection (mm²)	4 x 1.5
	Power Supply	-220-240 V / 1 / 50 Hz; Outdoor unit



Cassette indoor units

CC AERI



	Model	ACP-09CCIFM25AERI	ACP-12CC35AERI/13	ACP-18CC50AERI/13
❄️	Capacity (W)	2638	3517	5280
	Cooling operating range	-15 °C ≤ T ≤ 50 °C	-15 °C ≤ T ≤ 50 °C	-15 °C ≤ T ≤ 50 °C
☀️	Capacity (W)	2931	4103	5422
	Heating operating range	-20 °C ≤ T ≤ 24 °C	-20 °C ≤ T ≤ 24 °C	-20 °C ≤ T ≤ 24 °C
Indoor unit	Air flow (m³ / h) - HI / MID / LOW	580 / 500 / 450	617 / 504 / 415	680 / 560 / 500
	Refrigerant	R32	R32	R32
	Dehumidifying capacity (L / h)	1.0	1.2	1.8
	Noise - Sound Pressure (dB (A)) - HI / MID / LOW	38 / 33 / 29	41 / 37 / 34	44 / 42 / 41
	Sound power level (dB)	≤ 53	≤ 58	≤ 56
	Device packaging dimensions (mm)	662 x 662 x 317	662 x 662 x 317	662 x 662 x 317
	Panel packaging dimensions (mm)	715 x 715 x 123	715 x 715 x 123	715 x 715 x 123
	Product dimensions (mm)	570 x 570 x 260	570 x 570 x 260	570 x 570 x 260
	Panel dimension (mm)	647 x 647 x 50	647 x 647 x 50	647 x 647 x 50
	Gross / net weight panela (kg)	4.5 / 2.5	4.5 / 2.5	4.5 / 2.5
	Gross / net weight (kg)	17.3 / 14.5	21.4 / 16.2	21.4 / 16.2
Connections	Liquid phase pipe diameter	1 / 4"	1 / 4"	1 / 4"
	Gas phase pipe diameter	3 / 8"	3 / 8"	1 / 2"
Interconnect cable	Connection (mm²)	4 x 1.5	4 x 1.5	4 x 1.5
	Power Supply	~220-240 V / 1 / 50 Hz; Outdoor unit		



Duct indoor units



DT AERI



Model


ACP-12DT35AERI/I3

ACP-18DT50AERI/I3

	Capacity (W)	3517	5280	
	Cooling operating range	-15 °C ≤ T ≤ 50 °C	-15 °C ≤ T ≤ 50 °C	
	Capacity (W)	3810	5568	
	Heating operating range	-20 °C ≤ T ≤ 30 °C	-20 °C ≤ T ≤ 30 °C	
Indoor unit	Air flow (m ³ / h) - HI / MID / LOW	600 / 480 / 300	880 / 650 / 350	
	Refrigerant	R32	R32	
	Dehumidifying capacity (L / h)	1.2	1.8	
	Noise - Sound Pressure (dB (A)) - HI / MID / LOW	40 / 34.5 / 27.5	41.5 / 38 / 33	
	Sound power level (dB)	≤ 59	≤ 59	
	Packaging dimensions (mm)	860 x 540 x 275	1070 x 725 x 280	
	Product dimensions (mm)	700 x 450 x 200	880 x 674 x 210	
	Gross / net weight (kg)	22 / 18	29.6 / 24.3	
	Connections	Liquid phase pipe diameter	1 / 4"	1 / 4"
		Gas phase pipe diameter	3 / 8"	1 / 2"
Interconnect cable	Connection (mm ²)	4 x 1.5	4 x 1.5	
	Power Supply	~220-240 V / 1 / 50 Hz; Outdoor unit		

PRIMEGUARD COATING FOR LONG-LASTING PERFORMANCE

The unique anti-corrosion gold coating on the heat exchanger can withstand salt air, rain and other corrosive elements. It also effectively prevents the growth of bacteria and improves heating efficiency.





R32
gas



3D DC
Inverter



Heating at
a temp. of
-20 °C



Cooling at
a temp. of
-15 °C



The protective
cover of the
valve



Error
detection and
display



Chasis
heating
belt



Compressor
heating
belt



Last mode
memory

Outdoor units

COFM AERI

A++ Cooling SEER 7.0
A+ Heating SCOP 4.0



Flexible installation

The maximum length of the cooling pipes can be up to 80 m. The maximum difference in height between the indoor and outdoor unit can be up to 30 m.

Model	ACP-14COFM40AERis R32	ACP-18COFM50AERis R32	ACP-21COFM60AERis R32	ACP-27COFM79AERis R32	ACP-28COFM82AERis R32	ACP-36COFM105AERis R32	ACP-42COFM123AERis R32	
Cooling	Capacity (W)	4103 (1553-4982)	5275 (2286-5715)	6155 (1993-6594)	7913 (3077-8206)	8206 (2052-9847)	10550 (3194-11430)	12309 (3165-12309)
	Energy efficiency class	A++	A++	A++	A++	A++	A++	A++
	Energy Efficiency SEER	6.8	6.3	6.1	6.3	7.0	6.3	6.1
	Cooling operating range	-15 °C ≤ T ≤ 50 °C	-15 °C ≤ T ≤ 50 °C	-15 °C ≤ T ≤ 50 °C	-15 °C ≤ T ≤ 50 °C	-15 °C ≤ T ≤ 50 °C	-15 °C ≤ T ≤ 50 °C	-15 °C ≤ T ≤ 50 °C
	Estimated load on cooling (W)	4100	5300	6100	7900	8200	10500	12300
	Power input (W)	1270 (100-1670)	1635 (690-2000)	1905 (180-2200)	2450 (220-3120)	2500 (880-3130)	3270 (295-4150)	3810 (180-4650)
Heating	Capacity (W)	4396 (1612-4982)	5570 (2403-5744)	6448 (1450-6682)	8206 (2403-8206)	8790 (2345-10550)	10550 (3107-12924)	12310 (3370-12310)
	Energy efficiency class	A+	A+	A+	A+	A+	A+	A
	Energy Efficiency SCOP	4.1	4.0	4.0	4.0	4.0	4.0	3.8
	Heating operating range	-20 °C ≤ T ≤ 24 °C	-20 °C ≤ T ≤ 24 °C	-20 °C ≤ T ≤ 24 °C	-20 °C ≤ T ≤ 24 °C	-20 °C ≤ T ≤ 24 °C	-20 °C ≤ T ≤ 24 °C	-20 °C ≤ T ≤ 24 °C
	Estimated load on heating	3.7	4.5	5.1	5.7	6.5	8.8	9.5
	Power input (W)	1185 (220-1750)	1500 (600-1780)	1738 (350-1800)	2210 (320-2900)	2400 (840-3000)	2880 (603-4483)	3315 (550-4050)
Outdoor unit	Refrigerant	R32	R32	R32	R32	R32	R32	R32
	Maximum number of indoor units	2	2	3	3	4	4	5
	Noise - Sound Pressure (dB (A))	≤ 56	≤ 54	≤ 58	≤ 58	≤ 61	≤ 62	≤ 64
	Sound power level (dB)	≤ 65	≤ 65	≤ 65	≤ 68	≤ 69	≤ 69	≤ 70
	Bracket distance (mm)	514	514	663	663	673	673	673
	Packaging dimensions (mm)	915 x 370 x 615	915 x 370 x 615	1030 x 438 x 750	1030 x 438 x 750	1090 x 500 x 875	1090 x 500 x 875	1090 x 500 x 875
	Product dimensions (mm)	800 x 333 x 554	800 x 333 x 554	890 x 342 x 673	890 x 342 x 673	946 x 410 x 810	946 x 410 x 810	946 x 410 x 810
	Gross / net weight (kg)	34.7 / 31.6	38 / 35	47.1 / 43.3	51.8 / 48	67.7 / 62.1	75.6 / 68.8	80.4 / 73.3
Connections	Liquid phase pipe diameter	1 / 4"	1 / 4"	1 / 4"	1 / 4"	1 / 4"	4" x 1 / 4"	5" x 1 / 4"
	Gas phase pipe diameter	3 / 8"	3 / 8"	3 / 8"	3 / 8"	3 x 3 / 8" + 1 x 1 / 2"	3 x 3 / 8" + 1 x 1 / 2"	4 x 3 / 8" + 1 x 1 / 2"
	Maximum pipe length (m)	40	40	60	60	80	80	80
	Maximum height difference (m) (OU above IU / OU below IU)	15 / 10	15 / 10	15 / 10	15 / 10	15 / 10	15 / 10	15 / 10
	Pre-filled pipe length (m)	15	15	22.5	22.5	30	30	37.5
	Gas refill	(Installation length to each IU x 12 g / m) - 15	(Installation length to each IU x 12 g / m) - 15	(Installation length to each IU x 12 g / m) - 22.5	(Installation length to each IU x 12 g / m) - 22.5	(Installation length to each IU x 12 g / m) - 30	(Installation length to each IU x 12 g / m) - 30	(Installation length to each IU x 12 g / m) - 37.5
	Connection (mm ²)	3 x 2.5	3 x 2.5	3 x 2.5	3 x 2.5	3 x 2.5	3 x 2.5	3 x 4.0
Interconnect cable	Power Supply							~220-240 V / 1 / 50 Hz; Outdoor unit

Multi-split combinations

Unit	Cooling (kW)					Heating (kW)				
	A	B	C	D	Total	A	B	C	D	Total

ACP-14COFM40AERI R32

2 indoor units	Unit	Cooling (kW)					Heating (kW)				
		A	B	C	D	Total	A	B	C	D	Total
	7+7	2,05	2,05	-	-	4,10 (176- 4,92)	2,40	2,20	-	-	4,40 (1,89- 5,28)
	7+9	1,79	2,31	-	-	4,10 (176- 4,92)	1,93	2,48	-	-	4,40 (1,89- 5,28)
	7+12	1,51	2,59	-	-	4,10 (176- 4,92)	1,82	2,78	-	-	4,40 (1,89- 5,28)
	9+9	2,05	2,05	-	-	4,10 (176- 4,92)	2,20	2,20	-	-	4,40 (1,89- 5,28)
	9+12	1,76	2,34	-	-	4,10 (176- 4,92)	1,89	2,51	-	-	4,40 (1,89- 5,28)

Unit	Cooling (kW)					Heating (kW)				
	A	B	C	D	Total	A	B	C	D	Total

ACP-18COFM50AERI R32

2 indoor units	Unit	Cooling (kW)					Heating (kW)				
		A	B	C	D	Total	A	B	C	D	Total
	7+7	2,25	2,25	-	-	4,50 (189- 4,95)	2,40	2,40	-	-	4,80 (2,02- 5,8)
	7+9	2,24	2,66	-	-	4,90 (2,06- 5,39)	2,34	2,66	-	-	5,00 (2,1- 6,25)
	7+12	2,23	3,20	-	-	5,43 (2,28- 5,87)	2,29	3,29	-	-	5,58 (2,34- 6,03)
	7+18	2,22	3,33	-	-	5,55 (2,33- 6,1)	2,22	3,62	-	-	5,84 (2,45- 6,3)
	9+9	2,65	2,65	-	-	5,30 (2,23- 5,83)	2,78	2,78	-	-	5,57 (2,34- 6,01)
	9+12	2,47	2,99	-	-	5,46 (2,29- 5,9)	2,71	2,98	-	-	5,68 (2,39- 6,08)
	9+18	2,38	3,20	-	-	5,58 (2,34- 6,03)	2,50	3,37	-	-	5,86 (2,46- 6,21)
	12+12	2,76	2,76	-	-	5,52 (2,32- 5,96)	2,90	2,90	-	-	5,80 (2,44- 6,09)

Unit	Cooling (kW)					Heating (kW)				
	A	B	C	D	Total	A	B	C	D	Total

ACP-21COFM60AERI R32

2 indoor units	Unit	Cooling (kW)					Heating (kW)				
		A	B	C	D	Total	A	B	C	D	Total
	7+7	2,10	2,10	-	-	4,20 (2,01- 5,49)	2,50	2,50	-	-	5,00 (2,18- 5,94)
	7+9	2,06	2,64	-	-	4,70 (2,01- 5,80)	2,45	3,15	-	-	5,60 (2,18- 6,27)
	7+12	1,95	3,35	-	-	5,30 (2,01- 6,10)	2,17	3,73	-	-	5,90 (2,18- 6,60)
	7+18	1,76	4,54	-	-	6,30 (2,01- 6,83)	1,82	4,68	-	-	6,50 (2,18- 7,39)
	9+9	2,65	2,65	-	-	5,30 (2,01- 6,41)	2,95	2,95	-	-	5,90 (2,18- 6,93)
	9+12	2,57	3,43	-	-	6,00 (2,01- 6,59)	2,70	3,60	-	-	6,30 (2,18- 7,13)
	9+18	2,10	4,20	-	-	6,30 (2,01- 6,83)	2,20	4,40	-	-	6,60 (2,18- 7,39)
	12+12	3,10	3,10	-	-	6,20 (2,01- 6,83)	3,15	3,15	-	-	6,30 (2,18- 7,39)

3 indoor units	Unit	Cooling (kW)					Heating (kW)				
		A	B	C	D	Total	A	B	C	D	Total
	7+7+7	2,03	2,03	2,03	-	6,10 (2,44- 7,20)	2,20	2,20	2,20	-	6,60 (2,31- 7,79)
	7+7+9	1,92	1,92	2,47	-	6,30 (2,44- 7,26)	2,02	2,02	2,60	-	6,65 (2,31- 7,79)
	7+7+12	1,70	1,70	2,91	-	6,30 (2,44- 7,32)	1,80	1,80	3,09	-	6,70 (2,31- 7,92)
	7+9+9	1,76	2,27	2,27	-	6,30 (2,44- 7,32)	1,88	2,41	2,41	-	6,70 (2,31- 7,92)
	7+9+12	1,58	2,03	2,70	-	6,30 (2,44- 7,32)	1,68	2,15	2,87	-	6,70 (2,31- 7,92)
	9+9+9	2,10	2,10	2,10	-	6,30 (2,44- 7,32)	2,23	2,23	2,23	-	6,70 (2,31- 7,92)
	9+9+12	1,89	1,89	2,52	-	6,30 (2,44- 7,32)	2,01	2,01	2,68	-	6,70 (2,31- 7,92)

Unit	Cooling (kW)					Heating (kW)				
	A	B	C	D	Total	A	B	C	D	Total

ACP-27COFM79AERI R32

2 indoor units	Unit	Cooling (kW)					Heating (kW)				
		A	B	C	D	Total	A	B	C	D	Total
	7+7	2,20	2,20	-	-	4,20 (1,76- 5,46)	2,20	2,60	-	-	4,80 (2,02- 5,81)
	7+9	2,08	2,67	-	-	4,75 (2,00- 6,18)	2,34	3,01	-	-	5,35 (2,25- 6,70)
	7+12	1,92	3,28	-	-	5,20 (2,18- 6,76)	2,23	3,82	-	-	6,05 (2,54- 7,30)
	7+18	2,03	5,22	-	-	7,25 (3,05- 9,15)	2,08	5,34	-	-	7,42 (3,12- 9,30)
	9+9	2,60	2,60	-	-	5,20 (2,18- 6,76)	3,24	3,24	-	-	6,48 (2,72- 7,15)
	9+12	2,57	3,43	-	-	6,00 (2,52- 7,60)	3,24	4,31	-	-	7,55 (3,17- 7,76)
	9+18	2,50	5,00	-	-	7,50 (3,15- 8,25)	2,72	5,43	-	-	8,15 (3,42- 8,42)
	12+12	3,23	3,23	-	-	6,45 (2,71- 7,80)	3,90	3,90	-	-	7,80 (3,28- 8,13)
	12+18	3,08	4,62	-	-	7,70 (3,23- 8,30)	3,32	4,98	-	-	8,30 (3,49- 8,60)
	18+18	4,03	4,03	-	-	8,06 (3,39- 8,35)	4,30	4,30	-	-	8,60 (3,61- 8,88)

3 indoor units	Unit	Cooling (kW)					Heating (kW)				
		A	B	C	D	Total	A	B	C	D	Total
	7+7+7	2,48	2,48	2,48	-	7,44 (3,12- 7,64)	2,57	2,57	2,57	-	7,72 (3,24- 7,88)
	7+7+9	2,29	2,29	2,94	-	7,51 (3,16- 7,80)	2,40	2,40	3,08	-	7,88 (3,31- 8,10)
	7+7+12	2,09	2,09	3,58	-	7,75 (3,26- 8,15)	2,19	2,19	3,75	-	8,13 (3,41- 8,30)
	7+7+18	1,76	1,76	4,54	-	8,07 (3,39- 8,35)	1,87	1,87	4,80	-	8,54 (3,59- 8,78)
	7+9+9	2,16	2,78	2,78	-	7,71 (3,24- 8,12)	2,23	2,86	2,86	-	7,95 (3,34- 8,25)
	7+9+12	1,89	2,62	3,64	-	8,15 (3,42- 8,25)	2,06	2,65	3,54	-	8,25 (3,47- 8,55)
	7+9+18	1,78	2,57	4,05	-	8,20 (3,44- 8,46)	1,79	2,30	4,61	-	8,70 (3,66- 8,95)
	7+12+12	1,82	3,07	3,07	-	7,95 (3,34- 8,35)	1,93	3,31	3,31	-	8,54 (3,59- 8,78)
	7+12+18	1,75	2,80	3,60	-	8,15 (3,42- 8,40)	1,90	3,20	3,55	-	8,65 (3,63- 8,91)
	9+9+9	2,64	2,64	2,64	-	7,91 (3,32- 8,31)	2,74	2,74	2,74	-	8,21 (3,45- 8,54)
	9+9+12	2,39	2,39	3,18	-	7,95 (3,34- 8,35)	2,51	2,51	3,35	-	8,37 (3,52- 8,71)
	9+9+18	2,32	2,32	3,56	-	8,20 (3,44- 8,46)	2,42	2,42	3,81	-	8,65 (3,63- 8,91)
	9+12+12	2,25	2,90	2,90	-	8,05 (3,38- 8,37)	2,26	3,02	3,02	-	8,30 (3,62- 8,88)
	9+12+18	2,18	2,80	3,27	-	8,25 (3,47- 8,46)	2,28	2,32	4,30	-	8,90 (3,74- 9,10)
	12+12+12	2,74	2,74	2,74	-	8,21 (3,45- 8,46)	2,96	2,96	2,96	-	8,87 (3,72- 9,04)

Unit	Cooling (kW)					Heating (kW)				
	A	B	C	D	Total	A	B	C	D	Total

ACP-28COFM82AERI R32

2 indoor units	Unit	Cooling (kW)					Heating (kW)				
		A	B	C	D	Total	A	B	C	D	Total
	7+7	2,28	2,28	-	-	4,56 (1,92- 5,66)	2,38	2,38	-	-	4,76 (3,09- 5,80)
	7+9	2,37	3,07	-	-	5,44 (2,28- 6,84)	2,63	3,41	-	-	6,04 (3,92- 7,36)
	7+12	2,35	3,75	-	-	6,1 (2,56- 7,44)	2,55	4,09	-	-	6,64 (4,31- 8,10)
	7+18	2,12	5,61	-	-	7,73 (3,25- 9,08)	2,29	6,07	-	-	8,36 (5,43- 9,80)
	9+9	3,02	3,02	-	-	6,04 (2,54- 7,37)	3,32	3,32	-	-	6,64 (4,31- 8,10)
	9+12	2,81	3,45	-	-	6,26 (2,63- 7,64)	3,08	3,78	-	-	6,86 (4,45- 8,36)
	9+18	2,59	5,29	-	-	7,88 (3,31- 9,11)	2,77	5,65	-	-	8,42 (5,47- 10,02)
	12+12	3,65	3,65	-	-	7,3 (3,07- 8,91)	3,58	3,58	-	-	7,15 (4,64- 8,72)
	12+18	3,06	5,06	-	-	8,12 (3,41- 9,18)	3,15	5,21	-	-	8,36 (5,43- 9,8)
	18+18	4,51	4,51	-	-	9,02 (3,78- 9,79)	4,00	4,00	-	-	8,00 (5,43- 10,1)

3 indoor units	Unit	Cooling (kW)					Heating (kW)				
		A	B	C	D	Total	A	B	C	D	Total
	7+7+7	2,09	2,09	2,09	-	6,28 (2,64- 7,66)	2,28	2,28	2,28	-	6,85 (4,45- 8,35)
	7+7+9	2,21	2,21	2,88	-	7,3 (3,07- 8,91)	2,36	2,36	3,06	-	7,78 (5,05- 9,49)
	7+7+12	2,10	2,10	3,36	-	7,56 (3,18- 9,02)	2,32	2,32	3,72	-	8,36 (5,43- 9,8)
	7+7+18	1,86	1,86	4,93	-	8,65 (3,63- 9,44)	2,02	2,02	5,35	-	9,38 (6,09- 10,2)
	7+9+9	1,90	2,45	2,66	-	7,03 (3,18- 9,02)	2,32	3,02	3,02	-	8,36 (5,43- 9,8)
	7+9+12	2,02	2,63	3,23	-	7,88 (3,31- 9,11)	2,18	2,84	3,50	-	8,52 (5,53- 10,0)
	7+9+18	1,81	2,35	4,80	-	8,96 (3,76- 9,74)	1,98	2,57	4,96	-	9,5 (6,35- 10,4)
	7+12+12	1,93	3,09	3,09	-	8,12 (3,41- 9,18)	2,11	3,38	3,38	-	8,86 (5,75- 10,11)
	7+12+18	1,72	2,75	4,55	-	9,02 (3,79- 9,79)	1,89	3,02	5,01	-	9,92 (6,44- 10,66)
	9+9+9	2,63	2,63	2,63	-	7,88 (3,31- 9,11)	2,84	2,84	2,84	-	8,52 (5,53- 10,0)
	9+9+12	2,51	2,51	3,09	-	8,12 (3,41- 9,18)	2,74	2,74	3,38	-	8,86 (5,75- 10,1)
	9+9+18	2,23	2,23	4,55	-	9,02 (3,79- 9,79)	2,46	2,46	5,01</		

Cooling (kW)

Heating (kW)

Unit	Cooling (kW)					Total	Heating (kW)					Total
	A	B	C	D	E		A	B	C	D	E	
7+7	2.08	2.08	-	-	-	4.16 (1.71- 5.03)	2.38	2.38	-	-	-	4.76 (2.00- 5.85)
7+9	2.37	3.07	-	-	-	5.44 (2.23- 6.58)	2.63	3.41	-	-	-	6.04 (2.54- 7.43)
7+12	2.25	3.59	-	-	-	5.84 (2.39- 7.07)	2.44	3.90	-	-	-	6.34 (2.66- 7.8)
7+18	1.98	5.24	-	-	-	7.22 (2.96- 8.74)	2.37	6.28	-	-	-	8.65 (3.63- 10.64)
9+9	2.25	2.52	-	-	-	4.77 (2.06- 5.79)	3.17	3.17	-	-	-	6.34 (2.56- 7.73)
9+12	2.62	3.22	-	-	-	5.84 (2.39- 7.07)	3.07	3.77	-	-	-	6.84 (2.87- 8.41)
9+18	2.68	5.47	-	-	-	8.15 (3.34- 9.86)	2.90	5.92	-	-	-	8.82 (3.7- 10.85)
12+12	3.14	3.14	-	-	-	6.28 (2.57- 7.60)	3.61	3.61	-	-	-	7.22 (3.03- 8.88)
12+18	3.07	5.08	-	-	-	8.15 (3.34- 9.86)	3.32	5.50	-	-	-	8.82 (3.7- 10.85)
18+18	5.00	4.00	-	-	-	10.0 (4.31- 12.71)	5.55	5.55	-	-	-	11.1 (4.66- 13.65)

ACP-36COFM105AERI R32

2 indoor units

3 indoor units

4 indoor units

5 indoor units

7+7+7	2.09	2.09	2.09	-	-	6.28 (2.57- 7.6)	2.28	2.28	2.28	-	-	6.84 (2.87- 8.41)
7+7+9	2.05	2.05	3.12	-	-	7.22 (2.96- 8.74)	2.19	2.19	2.84	-	-	7.22 (3.03- 8.88)
7+7+12	2.01	2.01	3.21	-	-	7.22 (2.96- 8.74)	2.40	2.40	3.84	-	-	8.65 (3.63- 10.64)
7+7+18	2.00	2.00	5.75	-	-	9.75 (4.00- 11.8)	2.32	2.32	6.18	-	-	10.85 (4.56- 13.35)
7+9+9	1.96	2.52	2.52	-	-	7.00 (2.96- 8.54)	2.30	2.88	3.47	-	-	8.65 (3.63- 10.64)
7+9+12	2.12	2.72	3.31	-	-	8.15 (3.34- 9.86)	2.22	2.78	3.65	-	-	8.65 (3.63- 10.64)
7+9+18	2.02	2.68	5.80	-	-	10.5 (4.31- 12.71)	2.10	2.68	6.32	-	-	11.1 (4.66- 13.65)
7+12+12	1.94	3.10	3.10	-	-	8.15 (3.34- 9.86)	2.28	3.91	3.91	-	-	10.01 (3.7- 10.976)
7+12+18	1.89	3.05	5.56	-	-	10.5 (4.31- 12.71)	2.01	3.18	5.91	-	-	11.1 (4.66- 13.65)
7+18+18	1.88	4.98	4.98	-	-	11.84 (4.85- 13.8)	1.85	4.89	4.89	-	-	11.63 (4.88- 14.3)
9+9+9	2.72	2.72	2.72	-	-	8.15 (3.34- 9.86)	2.88	2.88	2.88	-	-	8.65 (3.63- 10.64)
9+9+12	2.62	2.62	2.91	-	-	8.15 (3.34- 9.86)	2.73	2.73	3.36	-	-	8.82 (3.7- 10.85)
9+9+18	2.55	2.55	5.40	-	-	10.5 (4.31- 12.71)	2.75	2.75	5.60	-	-	11.1 (4.66- 13.65)
9+12+12	2.82	3.47	3.47	-	-	9.75 (4.00- 11.8)	3.13	3.86	3.86	-	-	10.85 (4.56- 13.35)
9+12+18	2.63	3.20	4.16	-	-	9.99 (3.73- 11.00)	2.13	2.62	4.64	-	-	9.39 (3.82- 11.8)
9+18+18	2.33	4.75	4.75	-	-	11.84 (4.85- 13.8)	2.33	4.75	4.75	-	-	11.84 (4.85- 13.8)
12+12+12	3.25	3.25	3.25	-	-	9.75 (4.00- 11.8)	3.62	3.62	3.62	-	-	10.85 (4.56- 13.35)
12+12+18	3.20	3.20	4.65	-	-	11.05 (4.53- 13.73)	3.25	3.25	4.66	-	-	11.16 (4.69- 13.73)
12+18+18	2.75	4.55	4.55	-	-	11.84 (4.85- 13.8)	2.79	4.62	4.62	-	-	12.04 (5.06- 13.846)

7+7+7+7	2.10	2.10	2.10	2.10	-	8.4 (5.88- 10.92)	2.30	2.30	2.30	2.30	-	9.2 (6.44- 12.14)
7+7+7+12	2.00	2.00	2.00	3.50	-	9.5 (6.65- 12.35)	2.30	2.30	2.30	3.70	-	9.9 (6.93- 12.87)
7+7+7+18	1.90	1.90	1.90	4.30	-	10.0 (7.00- 13.00)	2.30	2.30	2.30	5.10	-	12 (8.4- 14.16)
7+9+9+9	2.00	2.00	2.50	2.50	-	9.00 (6.3- 11.7)	2.30	2.30	3.00	3.00	-	10.6 (7.42- 13.25)
7+9+9+12	1.98	1.98	2.50	3.54	-	10.0 (7.00- 13.00)	2.30	2.30	3.00	3.70	-	11.3 (7.91- 13.67)
7+9+9+18	1.90	1.90	3.30	4.30	-	10.4 (7.28- 13.52)	2.20	2.20	2.90	5.00	-	12.3 (8.61- 14.4)
7+12+12+12	1.90	1.90	3.30	3.30	-	10.4 (7.28- 13.52)	2.30	2.30	3.60	3.60	-	11.8 (8.26- 13.92)
7+12+12+18	1.80	1.80	3.30	4.30	-	11.0 (7.7- 13.8)	2.10	2.10	3.40	4.70	-	12.3 (8.61- 14.4)
7+18+18+18	1.70	1.70	4.50	4.50	-	12.4 (8.68- 13.8)	2.00	2.00	4.50	4.50	-	13 (9.1- 14.4)
7+9+9+9+9	2.00	2.00	2.50	2.50	-	9.5 (6.65- 12.35)	2.30	2.30	2.87	2.87	-	10.8 (7.81- 13.67)
7+9+9+9+12	1.95	2.50	2.50	3.55	-	10.5 (7.35- 13.65)	2.20	2.80	2.80	3.60	-	11.4 (7.98- 13.79)
7+9+9+9+18	1.93	2.50	2.50	5.07	-	12.0 (8.4- 13.8)	2.10	2.75	2.75	4.80	-	12.4 (8.88- 14.4)
7+9+12+12	2.00	2.50	3.50	3.50	-	11.5 (8.05- 13.8)	2.25	2.65	3.50	3.50	-	11.9 (8.33- 14.4)
7+9+12+18	1.90	2.30	3.30	4.50	-	12.0 (8.4- 13.8)	2.10	2.40	3.40	4.70	-	12.6 (8.82- 14.4)
7+12+12+12	1.93	1.93	3.67	3.67	-	11.6 (8.05- 13.8)	2.00	2.30	4.45	4.45	-	13.2 (9.24- 14.4)
7+12+12+18	2.00	3.50	3.50	3.50	-	12.5 (8.75- 13.8)	2.20	3.45	3.45	3.45	-	12.55 (8.79- 14.4)
7+18+18+18	1.80	3.30	3.30	4.50	-	12.9 (8.03- 13.8)	2.00	3.25	3.25	4.60	-	13.1 (9.17- 14.4)
9+9+9+9+9	2.64	2.64	2.64	2.64	-	10.56 (7.39- 13.73)	2.78	2.78	2.78	2.78	-	11.2 (8.4- 14.16)
9+9+9+9+12	2.50	2.50	2.50	3.50	-	11.0 (7.7- 13.8)	2.65	2.65	2.65	3.60	-	12.15 (8.51- 14.4)
9+9+9+9+18	2.50	2.50	2.50	5.00	-	12.5 (8.75- 13.8)	2.65	2.65	2.65	4.70	-	12.65 (8.86- 14.4)
9+9+12+12	2.50	2.50	3.50	3.50	-	12.0 (8.4- 13.8)	2.75	2.75	3.50	3.50	-	12.5 (8.75- 14.4)
9+9+12+18	2.30	2.30	3.30	4.50	-	12.8 (8.68- 13.8)	2.60	2.60	3.40	4.70	-	13.3 (9.31- 14.4)
9+12+12+12	2.12	2.83	2.83	2.83	-	10.61 (8.12- 13.8)	2.60	3.50	3.50	3.50	-	13.1 (9.17- 14.4)
9+12+12+18	2.30	3.30	3.30	4.50	-	13.4 (8.98- 13.8)	2.50	3.40	3.40	4.60	-	13.9 (9.73- 14.4)
12+12+12+12	3.30	3.30	3.30	3.30	-	13.2 (8.68- 13.8)	3.45	3.45	3.45	3.45	-	13.8 (9.66- 14.4)
12+12+12+18	3.10	3.10	3.10	4.10	-	13.4 (8.38- 13.8)	3.30	3.30	3.30	4.10	-	14.0 (9.73- 14.4)

Cooling (kW)

Heating (kW)

Unit	Cooling (kW)					Total	Heating (kW)					Total
	A	B	C	D	E		A	B	C	D	E	
7+7	2.00	2.00	-	-	-	4.00 (1.68- 4.80)	2.40	2.40	-	-	-	4.8 (2.02- 6.00)
7+9	1.94	2.52	-	-	-	4.45 (1.87- 5.30)	2.34	3.04	-	-	-	5.37 (2.26- 6.67)
7+12	1.99	3.02	-	-	-	4.91 (2.06- 5.90)	2.29	3.66	-	-	-	5.94 (2.50- 7.35)
7+18	1.78	4.91	-	-	-	6.69 (2.73- 7.65)	2.16	5.77	-	-	-	7.93 (3.34- 9.73)
9+9	2.45	2.45	-	-	-	4.91 (2.06- 5.90)	2.97	2.97	-	-	-	5.94 (2.50- 7.35)
9+12	2.40	2.96	-	-	-	5.36 (2.25- 6.30)	2.92	3.60	-	-	-	6.51 (2.74- 8.03)
9+18	2.28	4.66	-	-	-	6.94 (2.82- 8.05)	2.80	5.72	-	-	-	8.52 (3.58- 10.41)
12+12	2.91	2.91	-	-	-	5.81 (2.44- 6.80)	3.55	3.55	-	-	-	7.09 (2.98- 8.71)
12+18	2.78	4.81	-	-	-	7.59 (3.11- 8.55)	3.42	5.67	-	-	-	9.09 (3.82- 10.8)
18+18	4.49	4.49	-	-	-	8.98 (3.77- 10.30)	5.55	5.55	-	-	-	11.09 (4.66- 13.47)

ACP-42COFM123AERI R32

2 indoor units

3 indoor units

4 indoor units

5 indoor units

7+7+7	2.00	2.00	2.00	-	-	6.00 (2.52- 7.00)	2.33	2.33	2.33	-	-	7.00 (2.94- 8.4)
7+7+9	1.96	1.96	2.55	-	-	6.48 (2.72- 7.52)	2.25	2.25	2.92	-	-	7.41 (3.12- 8.91)
7+7+12	1.93	1.93	3.09	-	-	6.96 (2.92- 8.03)	2.18	2.18	3.48	-	-	7.83 (3.29- 9.42)
7+7+18	1.86	1.86	4.92	-	-	8.63 (3.63- 9.94)	2.00	2.00	5.30	-	-	9.29 (3.91- 11.22)
7+9+9	1.93	2.51	2.51	-	-	6.96 (2.92- 8.03)	2.18	2.83	2.83	-	-	7.83 (3.29- 9.42)
7+9+12	1.91	2.48	3.05	-	-	7.43 (3.12- 8.55)	2.12	2.75	3.39	-	-	8.25 (3.47- 9.94)
7+9+18	1.84	2.39	4.87	-	-	9.10 (3.82- 10.36)	1.96	2.55	5.20	-	-	9.71 (4.08- 11.73)
7+12+12	1.88	3.01	3.01	-	-	7.91 (3.32- 9.07)	2.06	3.30	3.30	-	-	8.67 (3.64- 10.45)
7+12+18	1.83	2.92	4.84	-	-	9.59 (4.02- 10.88)	1.93	3.09	5.12	-	-	10.13 (4.26- 12.25)
7+18+18	1.79	4.73	4.73	-	-	11.25 (4.73- 12.68)	1.84	4.88	4.88	-	-	11.59 (4.87- 14.04)
9+9+9	2.48	2.48	2.48	-	-	7.43 (3.12- 8.55)	2.75	2.75	2.75	-	-	8.25 (3.47- 9.94)
9+9+12	2.45	2.45	3.01	-	-	7.91 (3.32- 9.07)	2.68	2.68	3.30	-	-	8.67 (3.64- 10.45)
9+9+18	2.37	2.37	4.84	-	-	9.58 (4.02- 10.88)	2.51	5.12	-	-	-	10.13 (4.26- 12.25)
9+12+12	2.42	2.98	2.98	-	-	8.39 (3.52- 9.56)	2.63	3.23	3.23	-	-	9.09 (3.82- 9.96)
9+12+18	2.36	2.90	4.80	-	-	10.06 (4.23- 11.39)	2.47	3.04	5.04	-	-	10.55 (4.43- 12.76)
9+18+18	2.31	4.71	4.71	-	-	11.73 (4.93- 13.20)	2.37	4.82	4.82	-	-	12.01 (5.05- 14.56)
12+12+12	2.98	2.98	2.98	-	-	8.97 (3.72- 10.10)	3.17	3.17	3.17	-	-	9.50 (3.99- 11.45)
12+12+18	2.88	2.88	4.77	-	-	10.54 (4.43- 11.91)	3.00	3.00	4.97	-	-	10.97 (4.61- 13.27)
12+18+18	2.80	4.63	4.63	-	-	12.06 (5.06- 13.39)	2.87	4.75	4.75	-	-	12.37 (5.20- 14.73)

7+7+7+7	2.00	2.00	2.00	2.00	-	8.00 (3.36- 9.20)	2.25	2.25	2.25	2.25	-	9.00 (3.78- 10.35)
7+7+7+12	2.19	2.19	2.19	3.50	-	10.06 (4.23- 13.17)	2.13	2.13	2.13	3.41	-	9

Overview of outdoor units

720 x 270 x 495 mm
Bracket distance 452 mm



Name of outdoor unit	Compatible indoor units
ACP-09CH25AESI/O PRO	ACP-09CH25AESI/I PRO
ACP-09CH25AEMI/O2s	ACP-09CH25AEMI/I2s
ACP-09CH25AEQI/O2s	ACP-09CH25AEQI/I2s
ACP-12CH35AESI/O PRO	ACP-12CH35AESI/I PRO
ACP-12CH35AEMI/O2s	ACP-12CH35AEMI/I2s
ACP-12CH35AEQI/O2s	ACP-12CH35AEQI/I2s
ACP-12CH35AEXI/O2s	ACP-12CH35AEXI/I2s

765 x 303 x 555 mm
Bracket distance 452 mm



Name of outdoor unit	Compatible indoor units
ACP-09CH25AERI/O+	ACP-09CH25AERI/I+
ACP-09CH25AERI/O+	ACP-09CH25AERI/I+ GOLD
ACP-09CH25AERI/O+	ACP-09CH25AERI/I+ SILVER
ACP-12CH35AEEI/O PRO	ACP-12CH35AEEI/I PRO
ACP-12CH35AEVI/O2s	ACP-12CH35AEVI/I2s GRAY MIRROR
ACP-12CH35AEVI/O2s	ACP-12CH35AEVI/I2s GOLD
ACP-12CH35AEHI/O+	ACP-12CH35AEHI/I+
ACP-12CH35AEHI/O+	ACP-12CH35AEHI/I+ GOLD
ACP-12CH35AEHI/O+	ACP-12CH35AEHI/I+ SILVER
ACP-12CH35AERI/O+	ACP-12CH35AERI/I+
ACP-12CH35AERI/O+	ACP-12CH35AERI/I+ GOLD
ACP-12CH35AERI/O+	ACP-12CH35AERI/I+ SILVER
ACP-12CH35AERI/O+	ACP-12CH35AERI/I+ RED
ACP-12CH35AERI/O+	ACP-12CH35AERI/I+ SILVER MIRROR
ACP-12LCAC35AERI/Os	ACP-12CC35AERI/I3
ACP-12LCAC35AERI/Os	ACP-12CT35AERI/I3
ACP-12LCAC35AERI/Os	ACP-12DT35AERI/I3

805 x 330 x 554 mm
Bracket distance 511 mm



Name of outdoor unit	Compatible indoor units
ACP-12CH35AEYI/Os	ACP-12CH35AEYI/Is
ACP-18CH50AERI/O+	ACP-18CH50AERI/I+ SILVER MIRROR
ACP-18CH50AEMI/O2s	ACP-18CH50AEMI/I+
ACP-18CH50AEQI/O2s	ACP-18CH50AEQI/I2s
ACP-18CH50AEQI/O2s	ACP-18CH50AEQI/I2s
ACP-18CH50AEQI/O2s	ACP-18CC50AERI/I3
ACP-18CH50AEQI/O2s	ACP-18CT50AERI/I3
ACP-18CH50AEQI/O2s	ACP-18CF50AERI/I3
ACP-18CH50AEQI/O2s	ACP-18DT50AERI/I3
ACP-18LCAC50AERI/Os	ACP-18CH50AESI/I Pro

800 x 280 x 550 mm
Bracket distance 510 mm



Name of outdoor unit	Compatible indoor units
ACP-12CH35REWI/I	ACP-12CH35REWI/O

946 x 420 x 810 mm

Bracket distance 673 mm



Name of outdoor unit

ACP-24CH70AESI/O PRO

Compatible indoor units

ACP-24CH70AESI/I PRO

890 x 342 x 673 mm

Bracket distance 663 mm



Name of outdoor unit

ACP-24CH70AEMI/O2s

ACP-24CH70AEQI/O2s

ACP-24LCAC70AERI/Os

ACP-24FS70AERI/O3

Compatible indoor units

ACP-24CH70AEMI/I2s

ACP-24CH70AEQI/I2s

ACP-24CC70AERI/I3

ACP-24CF70AERI/I3

ACP-24DT70AERI/I3

ACP-24FS70AERI/I3

952 x 415 x 1333 mm

Bracket distance 634 mm



Name of outdoor unit

ACP-48LCACI40AERI/Os

ACP-48FSI40AERI/O2

ACP-55LCACI60AERI/Os

ACP-55FSI60AERI/O3

Compatible indoor units

ACP-48CCI40AERI/I3

ACP-48CFI40AERI/I3

ACP-48DTI40AERI/I3

ACP-48FSI40AERI/I2

ACP-55CCI60AERI/I3

ACP-55CFI60AERI/I3

ACP-55DTI60AERI/I3

ACP-55FSI60AERI/I3

952 x 410 x 1333 mm

Bracket distance 634 mm



Name of outdoor unit

ACP-55FSI60AERI/O3

Compatible indoor units

ACP-55FSI60AERI/I3

Motherboard cooling on the outdoor unit

The newly designed cooling circuits use improved airing technology - both for efficient cooling and for heat exchangers and electronic boxes, which significantly improves the performance of the unit at high ambient temperatures. It is 5 times more efficient in heat transfer compared to conventional technology.

VIVAX

Simply good.

M SAN Grupa d.o.o.

Exclusive distributor for Croatia

Dugoselska ulica 5
10372 Rugvica, Croatia
T +385 1 3654 900
E vivax@msan.hr

vivax.com



VIVAX PARTNER